

FÉDÉRATION INTERNATIONALE DE GYMNASTIQUE



2017 – 2020 CODE OF POINTS



Trampoline Gymnastics

Approved by the FIG Executive Committee,
updated after the Intercontinental Judges' Course on February 2017

Date of publication: 1st November 2017



TABLE OF CONTENTS

	Page
Part I - CODE OF POINTS	5
Preface.....	5
Acknowledgements	5
Abbreviations and definitions.....	6
Code of Points TRAMPOLINE.....	7
A. GENERAL.....	7
1. Individual competition	7
2. Team competition.....	8
3. Synchronised competition	8
4. Winner	8
5. Routines	8
6. Dress for gymnasts and spotters *	9
7. Competition cards	9
8. Trampolines.....	10
9. Safety requirements	10
10. Recorders & Secretariat	10
11. Superior Jury and Jury of Appeal	10
B. COMPETITION PROCEDURE	11
12. Warming up.....	11
13. Start of a routine.....	11
14. Required positions during an element *	11
15. Repetition of elements *	12
16. Interruptions of a routine.....	12
17. Termination of the routine *	12
18. Scoring.....	13
C. THE JUDGES' PANEL	16
19. The Judges' Panel.....	16
20. Duties of the Chair of Judges' Panel	16
21. Duties of the Judges for Execution (nos. 1-6).....	17
22. Duties of the Judges for Difficulty (nos. 7 & 8).....	17
23. Duties of judges for Horizontal Displacement.....	18
Code of Points TUMBLING	19
A. GENERAL.....	19
1. Individual competition	19
2. Team competition.....	19
(3) -	19
4. Winners.....	20
5. Passes.....	20
6. Dress for gymnasts *	20
7. Competition cards	21
8. Tumbling equipment.....	21
9. Safety requirements	21
10. Recorders & Secretariat	21
11. Superior Jury and Jury of Appeal	21
B. COMPETITION PROCEDURE	21
12. Warming up.....	21
13. Start of a pass	22
14. Required positions during an element *	22
15. Repetition of elements *	22



16. Interruptions of a pass	23
17. Termination of the pass *	23
18. Scoring.....	23
C. THE JUDGES’ PANEL	25
19. The Judges’ Panel.....	25
20. Duties of the Chair of Judges' Panel	25
21. Duties of the Judges for Execution (nos. 1-5).....	26
22. Duties of the Judges for Difficulty (nos. 6 & 7).....	26
Code of Points DOUBLE MINI-TRAMPOLINE	28
A. GENERAL.....	28
1. Individual competition	28
2. Team competition.....	28
(3) -	29
4. Winners	29
5. Passes.....	29
6. Dress for gymnasts and spotters *	29
7. Competition cards	30
8. Double Mini-Trampoline equipment	30
9. Safety requirements	30
10. Recorders & Secretariat	30
11. Superior Jury and Jury of Appeal	30
B. COMPETITION PROCEDURE	30
12. Warming up.....	30
13. Start of a pass	30
14. Required positions during an element *	31
15. Repetition of elements *	31
16. Interruptions of a pass	31
17. Termination of the pass *	32
18. Scoring.....	32
C. THE JUDGES’ PANEL	33
19. The Judges’ Panel.....	33
20. Duties of the Chair of Judges Panel	34
21. Duties of the Judges for Execution (nos. 1-5).....	34
22. Duties of the Difficulty Judges (nos. 6 & 7)	35
Part II - GUIDE TO JUDGING	36
A. Interpretations COMMON to TRAMPOLINE, TUMBLING & DOUBLE MINI-TRAMPOLINE CODE OF POINTS.....	36
B. INTERPRETATIONS OF TRAMPOLINE CODE OF POINTS.....	39
C. INTERPRETATIONS TO TUMBLING CODE OF POINTS	40
D. INTERPRETATIONS OF DMT CODE OF POINTS.....	41
Part III - APPENDICES	51
A. DIFFICULTY CALCULATION TRAMPOLINE – PRINCIPLES	51
B. DIFFICULTY TRAMPOLINE – EXAMPLES.....	51
C. DIFFICULTY CALCULATION TUMBLING (reference to §18.1 in TUM CoP)	52
D. DIFFICULTY CALCULATION TUMBLING – POSITION BONUSES.....	52
E. DIFFICULTY CALCULATION TUMBLING – TWIST VALUE	52
F. DIFFICULTY TUMBLING – EXAMPLES	53
G. DIFFICULTY CALCULATION TUMBLING (reference to §15 in TUM CoP)	53
H. DIFFICULTY DOUBLE MINI-TRAMPOLINE – EXAMPLES	54
I. FIG NUMERIC SYSTEM – TRAMPOLINE & DMT	55
J. FIG SYMBOLS – TUMBLING.....	55
K. FIG TERMINOLOGY.....	56
L. REQUIREMENTS FOR THE FIRST ROUTINE – TRAMPOLINE.....	57
M. EXAMPLES OF CALCULATION AND ROUNDING	58
N. BREAKDOWN OF ELECTRONIC SYSTEM	60



FIG Code of Points 2017-2020 - Trampoline Gymnastics – Part I



O. CLARIFICATION FOR TUMBLING	62
P. Superior Jury, Reference Judges, Use of IRCOS	66
A) RULES FOR THE DUTIES OF THE SUPERIOR JURY AND SUPERVISORY AT FIG COMPETITIONS AS WELL AS FOR THE JURY OF APPEAL AND COMPETITION'S SUPERVISORY BOARD	68
B) RULES FOR REFERENCE JUDGES	76
C) RULES FOR THE USE OF IRCOS	85



Part I - CODE OF POINTS

Preface

This Code of Points has been approved by the FIG Executive Committee to use from 1st of January 2017. It is binding for all Trampoline Gymnastics competitions and championships of Fédération Internationale de Gymnastique (FIG) and its members.

It is intended to be used as a basis for all levels of competition. Where additional or different rules apply to specific competitions (FIG events, World Championships, etc.), the relevant exceptions/changes are shown in italics.

The following documents should be read in conjunction with this Code:

- Guide to Judging and interpretations to the current Code of Points
- FIG Technical Regulations, Section 1
- FIG Technical Regulations, Section 4 - Special Regulations for Trampoline Gymnastics
- FIG General Judges' Rules and FIG Judges' Rules Specific for Trampoline Gymnastics
- Rules for the FIG World Age Group Competitions
- Rules for the FIG World Cup Competitions and Series - Trampoline and Tumbling
- FIG Apparatus Norms, Section 2.5 Trampoline Gymnastics

In the event of any contradictions between this Code and the Technical Regulations, the Technical Regulations prevail.

In the event of any contradictions between this Code and any FIG rules or regulations such as World Cup Rules, World Age Group Competitions Rules or the like, the Code of Points prevails.

Federations are free to alter parts of this Code of Points for domestic competitions under their authority if considered necessary, in order to further develop Trampoline Gymnastics within their country.

Acknowledgements

All of the members of the **FIG Trampoline Technical Committee** contributed to the preparation of the 2017 - 2020 Trampoline Gymnastics Code of Points.

President	Mr. Horst Kunze	GER
1st Vice President	Mr. Christophe Lambert	FRA
2nd Vice President	Mr. Stéphan Duchesne	CAN
Member	Mr. Liu Xing	CHN
Member	Ms. Tetiana Shuiska	UKR
Member	Mr. Nikolai Makarov	RUS
Member	Mr. Dmitri Poliaroush	BLR
Athlete representative	Mr. Nuno Merino	POR



Abbreviations and definitions

The following abbreviations and definitions will appear throughout the CODE:

FIG	International Gymnastics Federation
TRA-TC	FIG Trampoline Technical Committee
FIG events	Olympic Games, World Championships, World Games, World Cup competitions and special events created by the FIG.
Trampoline Gymnastics	Events: Trampoline, Synchronised Trampoline, Double Mini-Trampoline and Tumbling
TRA	Trampoline
SYN	Synchronised Trampoline
TUM	Tumbling
DMT	Double Mini-Trampoline
TR	Technical Regulations
CoP	Code of Points
OG	Olympic Games
WCh	World Championships
CJP	Chair of Judges' Panel
TMD	Time Measurement Device
ToF	Time of Flight
HDD	Horizontal Displacement Device
HD	Horizontal Displacement

- Words importing the singular number shall also include the plural number and vice versa
- Words importing the masculine gender shall also include the female gender.

Official FIG address for all correspondence

Fédération Internationale de Gymnastique
Avenue de la Gare
CH-1003 Lausanne
SWITZERLAND



Telephone: +41.21.321.55.10
Fax: +41.21.321.55.19
E-mail: info@fig-gymnastics.org
Internet: <http://www.fig-gymnastics.com>



Code of Points

TRAMPOLINE

Valid from 1.1.2017

A. GENERAL

1. INDIVIDUAL COMPETITION

- 1.1 Trampoline competitions comprise three (3) routines with ten (10) elements in each routine.
- 1.1.1 A routine on the trampoline is characterised by high, continuous rhythmic feet to feet and feet to back, front or seat rotational jumping elements, without hesitation or intermediate straight bounces.
- 1.1.2 A trampoline routine should be planned to demonstrate a variety of forward and backward twisting or non twisting elements. The routine should show good form, execution, height, maintenance of height and opening in all elements to demonstrate perfect control of the body during the flying phase.
- 1.2 **Qualifying Round**
- 1.2.1 There are two (2) routines in the Qualifying Round. The first routine includes special requirements as per §5.1.1; the second is a voluntary routine as per §5.1.3.
- 1.2.1.1 Federations are free to prescribe a compulsory routine instead of the first routine for competitions under their authority. See also §16.1.10.
- 1.2.2* The starting order for the Qualifying Round is decided by a draw. The gymnasts will be divided into groups of no more than sixteen (16) per group, with each group performing their first and second routines prior to the next group starting the Qualifying Round.
- 1.2.3 *At World Championships the Qualifying Round consist of three (3) routines:*
- * Round 1: two (2) routines as per 1.2.1-1.2.2
- * Round 2: one (1) routine as per 5.1.3
- 1.2.3.1 *The gymnasts with the 24 best scores from Round 1 will go forward to Round 2 (see also TR Section 4).*
- 1.2.3.2 *Only three (3) gymnasts per member federation may compete in Round 2. The starting order for Round 2 will be in order of merit, the gymnast with the lowest score in Round 1 going first. In the event of ties, see Reg. 4.4.1 of TR, Section 4. The gymnasts start Round 2 with a score of zero.*
- 1.3 **Finals**
- 1.3.1 There is one (1) voluntary routine in the Final as per §5.1.3.
- 1.3.2 The gymnasts (the pairs in synchronised competition) with the eight (8) best scores from the Qualifying Round will go forward to the Final. See also Reg. 1 of the Technical Regulations Section 4.
- 1.3.2.1 *At FIG events only two (2) gymnasts and one (1) synchro pair per member federation may compete in the Final (see Reg. 4.3.1.2 of TR, Section 4). The gymnasts start the Final with a score of zero.*
- 1.3.3 The starting order for the Final will be in order of merit, the gymnast with the lowest score in the Qualifying Round going first. In the event of ties, see Reg. 4.4.1 of TR, Section 4.



2. TEAM COMPETITION

- 2.1 A team comprises a minimum of three (3) and a maximum of four (4) gymnasts per event (men's or women's competition).
- 2.2 Every member of the team will perform two (2) routines as per §1.2.1 and one (1) routine as per §1.3.1.
- 2.2.1 *At World Championships Round 1 of the Qualifying Round acts as qualification for the Team Finals. In the Team Final, three (3) gymnasts from each team will perform one (1) routine. See also Reg. 4.3.1.2 of TR, Section 4.*
- 2.3 System of scoring
- 2.3.1 The team score for each routine will be the sum of the three (3) highest scores obtained by the members of the team in each routine.
- 2.3.1.1 *At World Championships the five (5) highest placed teams in the Qualifying Round qualify for the Team Final. In the Team Final all three (3) scores will count. The teams start the Final with a score of zero. See also Reg. 4.3.1.2 of TR, Section 4.*

3. SYNCHRONISED COMPETITION

- 3.1 A synchronised pair consists of two (2) women or two (2) men.
- 3.2 A gymnast may only compete in one (1) synchronised pair.
- 3.3 Synchronised competitions will consist of a Qualifying Round and a Final as per §1.
- 3.4 Partners must do the same element at the same time (see also §16.1.9.1) and must start facing in the same direction. Twists do not need to be in the same direction.

4. WINNER

- 4.1 The winner is the gymnast, pair or team with the highest number of points obtained in the Final.
- 4.2 Medals and places will be awarded according to Reg. 9.3 of TR, Section 1.

5. ROUTINES

- 5.1 Each routine consists of ten (10) elements.
- 5.1.1 The first routine in the Qualifying Round includes both free elements and special requirements. The order in which the elements are performed is at the discretion of the gymnast (see §7.3 and the exceptions in §1.2.1.1). Only the execution score plus the horizontal displacement and the time of flight of this routine are counted, for (see the exceptions in §5.3).
- 5.1.2 Changes to the special requirements will be published by the Trampoline Technical Committee (TRA-TC) through the FIG Office at least one (1) year ahead of the next World Championships and will be valid from the 1st of January of the year of these Championships.
- 5.1.3 The second routine and the Final routine are voluntary routines in which the execution score plus the horizontal displacement and the time of flight are added to the difficulty score to give the total for a routine.
(at World Championships the routine in the Second Round of Qualification is also a voluntary routine).
- 5.2 Second attempts at routines are not allowed.



- 5.2.1 If a gymnast is obviously disturbed in a routine (faulty equipment or substantial external influence or the like), the Chair of Judges' Panel may allow another attempt. A gymnast's clothing cannot be classed as "equipment".
- 5.2.2 Spectator noise, applause and the like would not normally constitute a disturbance.
- 5.3 *At FIG events, in addition to §1.2, §5.1.1, §5.1.2 and §5.1.3 further requirements must be fulfilled in the routines in the Qualifying Round:*
- 5.3.1 *The first routine in the Qualifying Round includes elements with counting difficulty. The difficulty of these elements will be added to the execution score. The number of elements will be set by the TRA-TC (see §5.1.2).*
- 5.3.2 *In the second routine none of the elements already counted for difficulty in the first routine can be repeated, otherwise the difficulty of those elements will not be considered for calculation (see §15.4) in the second routine.*
- 5.4 *In Semi-Final and in Final any elements from the first and second routines can be repeated.*

6. DRESS FOR GYMNASTS AND SPOTTERS *

- 6.1 **Male gymnasts**
- Sleeveless or short sleeves singlet
 - Gym trousers (in a single colour, except black or any other deep dark colour) or Gym shorts
 - Trampoline shoes and/or foot covering of the same colour as the gym trousers or white
- 6.2* **Female gymnasts**
- Leotard or unitard with or without sleeves (must be skin tight)
 - Long tights may be worn (must be skin tight and be the same colour as the leotard)
 - Any other "dress" which is not skin tight is not allowed
 - For reasons of safety, covering the face or the head is not allowed
 - Trampoline shoes and/or white foot covering
- 6.3 The wearing of jewellery or watches is not permitted during the competition. Rings without gemstones may be worn if they are taped. Bandages or support pieces must not create big contrast with the skin colour. Underwear must not be visible.
- 6.4 Any violation of §6.1, §6.2 and §6.3 may result in a penalty of 0.2 points applied by the Chair of Judges' Panel, which will be deducted from the total score of any of the routines where the violation occurs. Major violation may result in disqualification from the round in which the offence occurs. This decision is made by the Chair of Judges' Panel.
- 6.5* **Teams**
- Members of a team or a synchronised pair must wear the same uniform, identical in colour and design. Failing to do so may result in disqualification of the team or synchronised pair from the team or synchronised event. This decision is made by the Chair of Judges Panel.
- 6.6 **National Identification or Federation emblem**
- At FIG events national identification or emblem has to be worn, (this must adhere to the FIG Rules for Clothing & Publicity) otherwise there will be a penalty of 0.2 points applied by the Chair of Judges' Panel, which will be deducted from the total score of any of the routines where the violation occurred.*
- 6.7 **Spotters**
- Track suit and gym shoes or equivalent.

7. COMPETITION CARDS

- 7.1 The elements of the first routine must be written down on the competition card. Each of the required elements (see §5.1.1 and §5.3.1) must be marked with an asterisk (*). The elements of the second routine must also be written down on the competition card with the difficulty value of each element.



- 7.1.1 *At FIG events, only the FIG numeric system may be used to describe the elements written on the competition card, otherwise the card will not be accepted (see Part III: I and K).*
- 7.2 The competition card must be handed in at the time and place specified by the organising committee, otherwise the gymnast may not be allowed to start. The Chief Recorder is responsible for ensuring that they are given to the Difficulty Judges at least two (2) hours before the competition starts.
- 7.3 In the first routine, the gymnast should execute the elements as written on the competition card. Any missing required elements(s) or requirement(s) will result in a penalty of 2.0 points for each missing required element/requirement, by the Difficulty Judges (see §22.3). Such changes will be recorded on the competition card by the Difficulty Judges.
- 7.3.1 In the event that a compulsory routine is used instead of a first voluntary routine, any change will be judged as an interruption as per §16.1.10.
- 7.4 In all voluntary routines, changes to the elements and the order in which they are written on the competition card are permitted without penalty.

8. TRAMPOLINES

- 8.1 See FIG Norms for Trampoline, Tumbling and Double Mini-Trampoline.

9. SAFETY REQUIREMENTS

- 9.1 See Reg. 5.1 of TR, Section 4.
- 9.1.1 A competitor may have either one (1) or two (2) of their own spotters, one on each side of the trampoline.
- 9.1.2 A spotter mat may be used by the competitor's own spotter(s) from both sides of the trampoline.

10. RECORDERS & SECRETARIAT

- 10.1 *At FIG events* an approved computer program must be used for recording and printing the results.
- 10.2 At all FIG and international events, a complete copy of the results must be sent to the Secretary General of the FIG.
- 10.3 Duties of the Chief Recorder:
- 10.3.1 Collect and distribute the competition cards as per §7.2 and make the draw for the starting order (see also §1.2.2 & §1.3.3).
- 10.3.2 Supervise the recorders.
- 10.3.3 Determine the starting order for each routine and the respective warm up groups.
- 10.3.4 Record the scores for execution, horizontal displacement, synchronisation, time of flight and difficulty as well as all penalties.
- 10.3.5 Scrutinise and control the calculations on the score sheets.
- 10.3.6 Ensure that all Judges' scores, penalties and the total score for a routine are displayed.
- 10.3.7 Produce a complete list of the results giving, scores for execution, difficulty, horizontal displacement, synchronisation, time of flight, total penalty for each routine, the position and the overall total score.

11. SUPERIOR JURY AND JURY OF APPEAL

- 11.1 See Reg. 7.8.1 and 7.8.3 of TR, Section 1.
- 11.2 In Trampoline Gymnastics, a Superior Jury functions at World Championships, Olympic Games, World Games and World Cups.



B. COMPETITION PROCEDURE

12. WARMING UP

- 12.1 The equipment selected for the competition must be placed in the competition hall at least two (2) hours prior to the start of the competition to enable the gymnasts to warm up on the competition apparatus (see also Reg. 4.11.7 c) of TR, Section 1).
- 12.2 Immediately prior to the Qualifying Round and the Finals each gymnast will be allowed (max) 30 seconds warm-up on the competition apparatus. In the event that a gymnast abuses this time limit, the Chair of Judges' Panel will deduct a penalty of 0.3 points from the total score of the following routine (see §20.13).
- 12.2.1 Warming up on the competition equipment during the actual competition may be eliminated if equivalent equipment is provided in an adjacent hall of at least eight (8) metres in height.

13. START OF A ROUTINE

- 13.1 Each gymnast will start on a signal given by the Chair of Judges' Panel.
- 13.2 After the signal has been given (as per §13.1), the gymnast must initiate the first element within one (1) minute, otherwise there will be a penalty from the Chair of Judges' Panel as follows (see §20.13):
- 61 seconds: 0.2 pts
 - 91 seconds: 0.4 pts
 - 121 seconds: 0.6 pts
 - 181 seconds: the gymnast will not be allowed to start the routine, no score will be awarded and a designation of "Did Not Start (DNS)" will be given
- If this time limit is exceeded as a result of faulty equipment or other substantial cause, no deduction will be applied. This decision is made by the Chair of Judges' Panel.
- 13.3 If there is a faulty start, the gymnast may re-start on a signal from the Chair of Judges' Panel.
- 13.4 After a routine is started, talking to or giving any form of signal to a gymnast by their own spotters or coach during the routine will result in a penalty of 0.6 pts applied only once by the CJP (see §20.13).
- 13.5 If gymnasts / pairs are not ready to start at the time and in the order as laid down in the start list, no score will be awarded and a designation of "Did Not Start (DNS)" will be given.

14. REQUIRED POSITIONS DURING AN ELEMENT *

- 14.1 In all positions, the feet and legs should be kept together (except straddle jumps), and the feet and toes pointed.
- 14.2 Depending on the requirements of the element, the body should be tucked, piked or straight.
- 14.3 In the tucked and piked positions the thighs should be close to the upper body, except in the twisting phase of multiple somersaults (see §14.7).
- 14.4 In the tucked position the hands should touch the legs below the knees except in the twisting phase of multiple somersaults (see §14.7).
- 14.5 The arms should be straight and/or held close to the body whenever possible. *
- 14.6 The following defines the minimum requirements for a particular body shape:
- 14.6.1 **Straight position:** The angle between the upper body and thighs must be greater than 135°.
- 14.6.2 **Pike position:** The angle between the upper body and thighs must be equal to or less than 135° and the angle between the thighs and the lower legs must be greater than 135°.



- 14.6.3 **Tuck position:** The angle between the upper body and thighs must be equal to or less than 135° and the angle between the thighs and the lower legs must be equal to or less than 135°.
- 14.7 In multiple somersaults with twists, the tuck and pike position may be modified during the twisting phase (puck and pike twisting positions).

15. REPETITION OF ELEMENTS *

- 15.1 During a routine no element may be repeated, otherwise the difficulty of the repeated element will not be counted. The repetition of an element during the first routine will also result in a penalty of 2.0 points by the Difficulty Judges (see §22.3).
- 15.2 Elements having the same amount of rotation but performed in the tucked, piked and straight positions are considered to be different elements and not repetitions.
- 15.2.1 The tucked and pucked positions are considered to be the same position.
- 15.3 Multiple somersaults (of 630° or more) having the same number of twists and somersaults will not be considered a repetition if the twist is located in different phases (see Part II: 1.A).
- 15.4 *At FIG events no element already counted for difficulty in the first routine may be repeated in the second routine of the Qualifying Round as per §5.3.2, otherwise the difficulty of the repeated element will not be counted in the second routine.*

16. INTERRUPTIONS OF A ROUTINE

- 16.1 A routine will be considered interrupted if a gymnast:
- 16.1.1* Obviously does not land simultaneously on both feet on the trampoline bed.
 - 16.1.2 Does not use the elasticity of the bed after landing for the immediate continuation of the next element.
 - 16.1.3 Performs an intermediate (straight) jump.
 - 16.1.4 Lands on any part of the body except feet, seat, front or back.
 - 16.1.5 Performs an incomplete element.
 - 16.1.6 Touches anything other than the trampoline bed with any part of the body.
 - 16.1.7 Is touched by a spotter or spotter mat.
 - 16.1.8 Leaves the trampoline due to insecurity.
 - 16.1.9 Performs a different element from that of his partner in a synchronised routine.
 - 16.1.9.1 If one of the gymnasts has clearly taken off of an element while his partner has clearly not landed from the preceding element, they will be deemed to have performed different elements. The synchronise device will identify interruption when there is a difference in landing of 0.500 sec.
 - 16.1.10 Does not perform a prescribed compulsory routine (see §1.2.1.1) using the required elements and/or in the sequence written on the competition card.
- 16.2 No credit will be given for the element in which the interruption occurs.
- 16.3 A gymnast will be judged only on the number of elements completed on the trampoline bed.
- 16.4 The Chair of Judges' Panel will decide the maximum mark.

17. TERMINATION OF THE ROUTINE *

- 17.1 The routine must end in an upright position, with both feet on the trampoline bed, otherwise there will be a deduction (see §21.3.2).
- 17.2 The gymnast is allowed to do one (1) more controlled jump in a stretched position (out-bounce) after the last element. Uncontrolled out-bounce will cause a deduction of 0.1 pts (see §21.3.2).



- 17.3 In synchronised competition both gymnasts must either do one (1) more controlled jump in a stretched position (out-bounce) after the last element, or they must both stand still, otherwise there will be a penalty of 0.4 pts from the Chair of Judges' Panel (see §20.13).
- 17.4 After the final landing on the bed, the gymnast must stand upright and show stability for approximately three (3) seconds, otherwise there will be a deduction for lack of stability from 0.1 - 0.2 pts (see §21.3.2).
- 17.5 If a gymnast executes more than ten (10) elements, there will be a penalty of 2.0 point made by the Chair of Judges' Panel (see §20.13).

18. SCORING

Five (5) types of mark are used, “D” type mark, which is the total of the degree of difficulty in one routine, “E” type mark, which is the total given by an Execution Judge in one routine, “H” type mark which is the score for horizontal displacement, “T” type mark, which is the time of flight and “S” type mark which is the score for synchronisation.

18.1* Evaluation of difficulty

In principle the amount of difficulty obtained in a single element during a routine is open, but for the Youth Olympic Games and Youth/Junior competitions it is limited to **1.8** points. Elements with higher difficulty can be performed, but will get the limited difficulty value of **1.8** points. Quadruple somersaults in Youth/Junior competitions are not allowed and will result in a disqualification from the competition.

The difficulty of each element is calculated on the following basis:

- 18.1.1 The difficulty of each element is calculated on the basis of the amount of twist and somersault rotation
 - 18.1.1.1 per ¼ somersault (90°) 0.1 pts
 - 18.1.1.2 for complete single somersaults (360°) 0.5 pts
 - 18.1.1.3 for complete double somersaults (720°) 1.0 pt
 - 18.1.1.4 for complete triple somersaults (1080°) 1.6 pts
 - 18.1.1.5 for complete quadruple somersaults (1440°) 2.2 pts
 - 18.1.1.6 per ½ twist (180°) 0.1 pts
- 18.1.2 Side somersaults and elements without twist or somersault rotation have no difficulty value.
- 18.1.3 In elements combining somersault and twist, the difficulty values of the somersault and twist are added together.
- 18.1.4 Single somersaults of 360 - 630° without twists, executed in the straight or pike position, will be awarded an extra 0.1 points.
- 18.1.5 Multiple somersaults of 720° or more, with or without twists, executed in the straight or pike position, will be awarded an extra 0.1 points per somersault.

18.2 Method of scoring

- 18.2.1 The evaluation of execution, horizontal displacement and difficulty is done in 10ths of a point. The synchronisation is evaluated in 1/100 of points. The time of flight is evaluated in 1/1000 of seconds rounded down to 5/1000. (See appendix M).
- 18.2.2 Judges must write and input their deductions independently of each other.
- 18.2.3 When signaled by the Chair of Judges' Panel, all Judges' marks must be displayed simultaneously.
- 18.2.4 Missing mark(s):
 - 18.2.4.1 In individual competition, if any of the Execution or Horizontal Displacement Judges fails to display their marks when signaled by the Chair of Judges' Panel, the average of the other marks will be taken for the missing mark(s). (At FIG



- events, if any of the Execution or Horizontal Displacement Judges fails to enter all deductions for each performed elements [considering the landing deductions], the average of the other deductions per element will be taken for the missing deduction(s). This decision is made by the Chair of Judges' Panel.*
- 18.2.4.2 In synchronised trampoline, if any of the Execution Judges fails to display their marks when signaled by the Chair of Judges' Panel, the average of the other marks from the same trampoline will be taken for the missing mark(s). *(At FIG events, if any of the Execution Judges fails to enter all deductions for each performed elements [considering the landing deductions], the average of the other deductions per element from the same trampoline will be taken for the missing deduction(s). This decision is made by the Chair of Judges' Panel.*
- 18.2.4.3 In synchronised trampoline, if any of the Horizontal Displacement Judge fails to display their marks when signaled by the Chair of Judges' Panel, the score will be determined through an analysis of the official video by the CJP. (see Appendix N)
- 18.2.5 Evaluation of the score for execution (E):
- 18.2.5.1 The Execution Judges make deductions for poor execution as per §21.3. The deductions are subtracted from the maximum mark, i.e. 10.0 points or the mark decided by the Chair of Judges' Panel (see §16.4).
- 18.2.5.2 In individual competition, the two (2) median marks of the Execution Judges are added together to give the gymnast's execution score for the routine (E+E). *(At FIG events, the sum of the two (2) median deductions of the execution judges is taken as the deduction per element, then the sum of the median deductions [considering landing deductions] is subtracted from the highest possible execution score [max. 20 pts] to give the gymnast's execution score for a routine).*
- 18.2.5.3 In synchronised trampoline, the median mark for each gymnast are averaged to give the pair's execution score for the routine (E). *(At FIG events, the median deduction of the execution judges for each gymnast is taken as the deduction per element, then the average of the median deductions [considering landing deductions] is subtracted from the highest possible execution score [max. 10 pts] to give the pair's execution score for a routine).*
- 18.2.6 Evaluation of the score for horizontal displacement (H):
- 18.2.6.1 The evaluation of the horizontal displacement should be done electronically controlled by the Chair of Judges' Panel. The deductions for horizontal displacement will be applied as per §23.1
- 18.2.6.2 The horizontal displacement deductions for each element are subtracted from the maximum mark, i.e. 10.0 points or the mark decided by the Chair of Judges' Panel (see §16.4). This mark is taken as the score for horizontal displacement.
- 18.2.6.3 If an electronic scoring system is not available, two (2) execution judges (nos. 5 & 6) will be responsible of evaluating the horizontal displacement instead of execution. Their marks will be averaged and taken as the score for horizontal displacement. *(At FIG events, the horizontal displacement judges will judge from video ensuring the camera will be positioned in order to view all zones (See Appendix N). In case no HD measuring device is available, the President of the Superior Jury or the Chair of Judges' Panel may form a judges' panel with 2 additional E/H judges, provided a sufficient number of eligible judges are registered and present at the competition and the result system used by the organizer allows the use of these additional judges).*



- 18.2.6.3.1 If a breakdown of the electronic system occurs, the score is determined through an analysis of the official video by the CJP. (see Appendix N)
- 18.2.7 Evaluation of the score for time of flight (T):
- 18.2.7.1 The evaluation of the Time of Flight mark should be done electronically controlled by the Chair of Judges' Panel.
- 18.2.7.1.1 If a breakdown of the electronic system occurs, the time is determined through an analysis of the official video by the
- 18.2.8 Evaluation of the score for synchronisation (S):
- 18.2.8.1 The evaluation of the Synchronised mark should be done electronically controlled by the Chair of Judges' Panel.
- 18.2.8.1.1 If a breakdown of the electronic system occurs, the score is determined through an analysis of the official video by the CJP. (see Appendix N)
- 18.2.8.2 The deductions for lack of synchronisation are subtracted from the maximum mark, i.e. 10.0 points or the mark decided by the Chair of Judges Panel (see §16.4). This mark is then doubled and taken as the score for synchronisation.
- 18.2.8.3 If an electronic scoring system is not available, the middle mark of three (3) additional Synchronisation Judges is doubled and taken as the score for synchronisation.
- 18.2.9 Total score for a routine:
- 18.2.9.1 In the individual competitions, the total score is calculated by adding together the "E" marks (execution), "H" marks (horizontal displacement), "T" marks (time) plus "D" marks (difficulty), minus penalties as per §6.4, §6.6, §12.2, §13.2, §13.4 and §17.5. *(At FIG events, the "E" mark (execution) is the result of the maximum mark minus the sum of the two (2) median deductions per element and landing).*
- Score = E (max. 20 pts) + H (max. 10 pts) + D + T - Penalty
- 18.2.9.2 In the synchronised competitions, the total score is calculated by adding together the "E" marks (execution), "H" marks (horizontal displacement), "S" marks (synchronisation) plus "D" marks (difficulty), minus penalties as per §6.4, §6.6, §12.2, §13.2, §13.4, §17.3 and §17.5. *(At FIG events, the "E" mark (execution) is the result of the maximum mark minus the average of the two (2) median deductions per element and landing).*
- Score = E (max. 10 pts) + H (max. 10 pts) + S (max. 20 pts) + D - Penalty
- 18.2.10 Evaluation of the score for difficulty (D):
- 18.2.10.1 The Difficulty Judges calculate the difficulty of a routine as per §18.1.
- 18.2.11 All scores will be rounded to three (3) decimal places. Such rounding will only be made in respect of the gymnast's total score for a routine.
- 18.2.12 The Chair of Judges' Panel is responsible for determining the validity of the final scores.



C. THE JUDGES' PANEL

19. THE JUDGES' PANEL

19.1	Composition <u>with</u> Horizontal Displacement device:	<i>Individual</i>	<i>Synchronised</i>
19.1.1	Chair of Judges Panel (ToF, HD, Syn)	1	1
19.1.2	Judges for Execution		
	- for individual competition (nos. 1-6)	6	
	- for synchronised competition		6
	(Trampoline N° 1: Judges nos. 1 & 3 & 5)		
	(Trampoline N° 2: Judges nos. 2 & 4 & 6)		
19.1.3	Judges for Difficulty (nos. 7 & 8)	<u>2</u>	<u>2</u>
19.1.4	Total	9	9
19.2	Composition <u>without</u> Horizontal Displacement device:	<i>Individual</i>	<i>Synchronised</i>
19.2.1	Chair of Judges Panel (ToF, Syn)	1	1
19.2.2	Judges for Execution		
	- for individual competition (nos. 1-4)	4	
	- for individual horizontal displacement (nos. 5 & 6)	2	
	- for synchronised competition		4
	(Trampoline N° 1: Judges nos. 1 & 3)		
	(Trampoline N° 2: Judges nos. 2 & 4)		
	- for synchronised horizontal displacement		2
	(Trampoline N° 1: Judges no. 5)		
	(Trampoline N° 2: Judges no. 6)		
19.2.3	Judges for Difficulty (nos. 7 & 8)	<u>2</u>	<u>2</u>
19.2.4	Total	9	9
19.3	The Chair of Judges' Panel and judges nos. 1-8 must sit on the judges' platform five (5) to seven (7) metres from Trampoline N° 1 and raised by a minimum of one (1) metre and maximum two (2) meters.		
19.4	If a Judge fails to carry out his duties in a satisfactory manner he must be replaced. This decision will be made by the Superior Jury. Where there is no Superior Jury, the decision is taken by the Chair of Judges' Panel. See Reg. 7.8.1 of TR, Section 1 and §11.2 of CoP.		
19.4.1	If an Execution Judge is replaced, the Chair of Judges' Panel may decide that his previous marks will be replaced by the average of the remaining marks (see §18.2.4).		
19.5	The CJP is responsible for controlling the electronic system of ToF, HD and Synchro.		

20. DUTIES OF THE CHAIR OF JUDGES' PANEL

- 20.1 Control of the facilities.
- 20.2 Organise the Judges' conference and the trial scoring (but see Reg. 7.9 of TR, Sec 1).
- 20.3 Place and supervise all Judges, spotters and recorders.
- 20.4 Direct the competition.
- 20.5 Convene the Competition Jury.
- 20.6 Decide if a second attempt should be allowed (see §5.2).



- 20.7 Decide about a gymnast's dress (see §6).
- 20.8 Decide whether any assistance given by a spotter was necessary (see Reg. 5.1 of TR, Section 4).
- 20.9 Declare the maximum mark in the case of an interrupted routine (see §16).
- 20.10 Operate the TMD, HDD and Synchro device and display relevant scores.
- 20.11 Decide if a Judge fails to show his mark immediately (see §18.2.4).
- 20.12 Measure the synchronise deviations, time of flight and horizontal displacement on video if the electronic system fails, together with difficulty judge No. 7 (see §18.2.6, §18.2.7 and §18.2.8).
- 20.13 Decide about penalties as per §6.4, §6.6, §12.2, §13.2, §13.4, §17.3 and §17.5.
- 20.14 Supervise and control all scores, calculations and the final results and intervene if he recognizes obvious calculation errors.
- 20.15* Decide before the end of a round, when approached by an official representative of a federation or a Judge, about obvious errors in the calculation of the scores (see Part II, 1 A).
- 20.16 Assist the difficulty judges and check that pairs in synchronised competition perform the same elements at the same time as per §16.1.9.
- 20.17 Display the penalties.

21. DUTIES OF THE JUDGES FOR EXECUTION (NOS. 1-6)

- 21.1 Evaluate the execution in the range 0.0 to 0.5 points as per §21.3 and write down their deductions on the deduction sheets.
- 21.2 Subtract their deductions from the maximum mark indicated by the Chair of Judges' Panel (see §16.4).
- 21.3 Deductions for execution
 - 21.3.1* lack of form and control in each element 0.1-0.5 pts
 - 21.3.2* lack of stability after a complete routine (10 elements), a single deduction for the greater fault only:
 - 21.3.2.1* not standing still in an upright position and showing stability for approximately three (3) seconds and/or uncontrolled out-bounce 0.1-0.3 pts
 - 21.3.2.2* after landing, touching the bed with one or both hands 0.5 pts
 - 21.3.2.3 after landing, touching with or falling to the knees, hands & knees, front, back or seat on the bed 1.0 pt
 - 21.3.2.4 touching or stepping out on anything other than the trampoline bed 0.5 pts
 - 21.3.2.5* landing or falling outside the trampoline bed, leaving the trampoline area, or performing an additional somersault to avoid a fall 1.0 pt
- 21.4 During synchronised competitions Judges nos. 1 & 3 & 5 evaluate the execution of the routine on trampoline N° 1, Judges nos. 2 & 4 & 6 evaluate the execution on trampoline N° 2.
- 21.5 The evaluation of execution in the synchronised competition will be done in the same manner as in the individual competition.
- 21.6 Display their execution mark.

(see also Guide to Judging)

22. DUTIES OF THE JUDGES FOR DIFFICULTY (NOS. 7 & 8)

- 22.1 Collect the competition cards from the Chief Recorder at least two (2) hours prior to the start of the competition.
- 22.2 Check the elements and difficulty values entered on the competition cards.
- 22.3 Check the required elements/requirements of the first routine as per §7.1, §7.3 and §5.3 and apply the penalties related to missing requirements and repetitions (see §7.3, §15.1 and §16.1.10).



- 22.3.1 Display, in public, if a gymnast executed other element(s) with counting difficulty than indicated on the competition card.
- 22.4 Determine and record all elements performed, and its difficulty value, on the competition card (according to the FIG numeric system).
- 22.4.1 *At FIG events determine the difficulty score each of the required elements in the first routine as per §18.1 and §15.1 and if an element/elements from the first routine is/are repeated in the second routine of the qualifying round as per §15.4.*
- 22.5 Determine whether or not a routine has an interruption and advise the Chair of Judges Panel accordingly; either when a compulsory routine is not performed as prescribe (see §16.1.10); or when any of the elements in the second and final routines were intermediate (straight) jumps (see §16.1.3).
- 22.6 Check that pairs in synchronised competition perform the same elements at the same time as per §16.1.9 and notify the Chair of Judges Panel.
- 22.7 Display the difficulty score and the penalties related to difficulty.
- 22.8 Difficulty Judge No.7 controls together with the CJP the Synchronised, Time of Flight, Horizontal Displacement Score if the electronic system does not return a score.

23. DUTIES OF JUDGES FOR HORIZONTAL DISPLACEMENT

- 23.1 When electronic system is not available, deduction will apply for each element when any part of the body obviously touches outside the outer line of a defined zone.
- 23.2* When the evaluation is done by judges, for the elements performed to the feet, when any part of a foot lands in a zone (obviously outside the outer line), the deduction related to this zone will be applied (see Guide of Judging - Drawings section).
- 23.3* When the evaluation is done by judges, for the elements performed to front, back or seat (because a larger portion of the body touches the bed), the hip joint portion of the body touching the bed should be used to determine where the body lands (see Guide of Judging - Drawings section).

Lausanne, February 2017

Fédération Internationale de Gymnastique

Bruno Grandi
President

André F. Gueisbuhler
Secretary General

Horst Kunze
Trampoline TC President



Code of Points

TUMBLING

Valid from 1.1.2017

A. GENERAL

1. INDIVIDUAL COMPETITION

- 1.1 Tumbling competitions comprise 4 (four) voluntary passes with 8 (eight) elements in each pass.
- 1.1.1 Tumbling is characterised by continuous speedy, rhythmic hand(s) to feet, and feet to feet, rotational jumping elements without hesitation or intermediate steps.
- 1.1.2 A tumbling pass should be planned to demonstrate a variety of forward, backward and sideward elements. The pass should show good control, form, execution and maintenance of tempo.
- 1.2 **Qualifying Round**
- 1.2.1 There are two (2) voluntary passes in the Qualifying Round with no repetition of elements allowed in either pass.
- 1.2.1.1 Federations are free to prescribe a compulsory pass instead of the first pass or special requirements for the two (2) voluntary passes for competitions under their authority.
- 1.2.2* See §1.2.2 TRA CoP.
- 1.3 **Finals**
- 1.3.1 There are two (2) voluntary passes in the Individual Final with no repetition of elements allowed in either pass, and one (1) voluntary pass in the Team Final.
- 1.3.2 The gymnasts with the eight (8) best scores from the Qualifying Round will go forward to the Final. See also §1.3.2.1 in TRA CoP. See also Reg. 1 of the Technical Regulations Section 4.
- 1.3.3 The starting order for the Final will be in order of merit, the gymnast with the lowest score in the Qualifying Round going first. In the event of ties, see Reg. 4.4.4 of the Technical Regulations (TR), Section 4.

2. TEAM COMPETITION

- 2.1 Teams, see §2.1 in TRA CoP.
- 2.2 Every member of the team will perform two (2) voluntary passes as per §1.2.1 and one (1) voluntary pass as per §1.3.1.
- 2.3 System of scoring
- 2.3.1 See §2.3.1 in TRA CoP.
- 2.3.1.1 At World Championships: see §2.3.1.1 in TRA CoP and Reg. 4.3.2.2 of TR, Section 4.

(3) -



4. WINNERS

- 4.1 The winner is the gymnast or team with the highest number of points obtained in the Final.
- 4.2 Medals and places will be awarded according to Reg. 9.3 of TR, Section 1.

5. PASSES

- 5.1 Each pass consists of 8 (eight) elements.
- 5.2 The first and second passes of the Qualifying Round must be performed without repetition of an element in either of the passes as per §15.1.
- 5.3 The passes in the Final must be performed without repetition of an element in either of the passes as per §15.2.
- 5.4 In the Final a gymnast may repeat elements or a pass performed in the Qualifying Round.
- 5.5 *At FIG events, in addition to §1.2, 1.3.1 and 5.1-5.4 special requirements must be fulfilled in the voluntary passes:*
 - 5.5.1 *First pass in the Qualifying Round (Salto Pass):*
 - 5.5.1.1 *No element may contain more than 180° of twist each. Any violation will result in the difficulty of those elements not being counted.*
 - 5.5.2 *Second pass in the Qualifying Round (Twisting Pass):*
 - 5.5.2.1 *A minimum of two (2) somersaults with at least 360° of twist in each. Each violation will result in a penalty of 3.0 points from the Difficulty Judges.*
 - 5.5.2.2 *The 8th element will not be counted for difficulty if it is not a twisting element (at least 360 of twist)*
 - 5.5.3 *Final: two (2) free passes in the individual final and one (1) free pass in the team final*
- 5.6 Passes comprising less than three (3) elements will score zero.
- 5.7 A tumbling pass must move in one direction only; however, a single element in the reverse direction is allowed at the end of the pass (8th element) (see §17.3).
- 5.8 All completed passes must end with a somersault as per §17.4.
- 5.9 Second attempts at passes are not allowed.
 - 5.9.1 If a gymnast is obviously disturbed in a pass (faulty equipment or substantial external influence or the like), the Chair of Judges' Panel may allow another attempt. A gymnast's clothing cannot be classed as 'equipment'.
 - 5.9.2 Spectator noise, applause and the like would not normally constitute a disturbance.

6. DRESS FOR GYMNASTS *

- 6.1 **Male gymnasts**
 - Sleeveless or short sleeved leotard
 - Gym shorts
 - White shoes and/or white foot covering may be worn
- 6.2* **Female gymnasts**
 - Leotard or unitard with or without sleeves (must be skin tight)
 - Long tights may be worn (must be skin tight and be the same colour as the leotard)
 - Any other “dress” which is not skin tight is not allowed
 - For reasons of safety, covering the face or the head is not allowed
 - White shoes and/or white foot covering may be worn
- 6.3 see § 6.3 TRA
- 6.4 see § 6.4 TRA
- 6.5 **Teams**

Members of a team must wear uniform dress. Failing to do so may result in disqualification of the team from the team event. This decision is made by the Chair of Judges Panel.



6.6 **National emblem or Federation emblem**

See §6.6 in TRA CoP.

6.7 **Spotters**

Track suit and gym shoes or equivalent.

7. COMPETITION CARDS

7.1 Each pass, with difficulty rating, must be written down on the competition card.

7.1.1 *At FIG events, only the FIG symbols may be used to describe the elements written on the competition card, otherwise the card will not be accepted (see Part III: I and J).*

7.2 The competition card must be handed in at the time and place specified by the organising committee, otherwise the gymnast may not be allowed to start. The Chief Recorder is responsible for ensuring that they are given to the Difficulty Judges at least two (2) hours before the competition starts.

7.3 Changes to the elements and the order in which they are written on the competition card are permitted without penalty but must be recorded on the competition card by the Difficulty Judges.

At FIG events the pass in the Team Final is recorded by the Difficulty Judges. Elements and passes from the qualifying passes may be used (see §15.6).

8. TUMBLING EQUIPMENT

8.1 See FIG Norms for Trampoline, Tumbling and Double Mini-Trampoline.

9. SAFETY REQUIREMENTS

9.1 See Reg. 5.2 of TR, Section 4.

9.1.1 A gymnast may have one (1) spotter (coach).

10. RECORDERS & SECRETARIAT

10.1 See §10 in TRA CoP.

11. SUPERIOR JURY AND JURY OF APPEAL

11.1 See Reg. 7.8.1 and 7.8.3 of TR, Section 1.

11.2 In Tumbling, a Superior Jury functions at World Championships, World Games and World Cups.

B. COMPETITION PROCEDURE

12. WARMING UP

12.1 See §12.1 in TRA CoP and Reg. 4.11.7 c) of TR, Section 1.

12.2 Immediately prior to the Qualifying Round and the Individual Finals each gymnast will be allowed two (2) passes warm-up on the competition apparatus. There will be one (1) warm-up pass before the Team Final. In the event that a gymnast abuses the right to warm-up, the Chair of Judges' Panel will deduct a penalty of 0.3 points from the total score of the following pass (see §20.12)

12.2.1 Warming up on the competition equipment during the actual competition may be eliminated if equivalent equipment is provided in an adjacent hall of at least five (5) metres in height.



13. START OF A PASS

- 13.1 Each gymnast will start on the signal given by the Chair of Judges Panel.
- 13.2 After the signal has been given (as per §13.1), the gymnast must initiate the first element within 20 seconds, otherwise a penalty of 0.3 points will be given by the Chair of Judges' Panel (see §20.12). If this time limit is exceeded as a result of faulty equipment or other substantial cause, no deduction will be applied. This decision is made by the Chair of Judges' Panel.
- 13.3 A springboard may be used only to initiate the first element. It may be placed anywhere on the tumbling track or the run-up.
- 13.4 Whether using a spring board or not, the first element must land on the tumbling track, though it may be initiated on the run-up.
- 13.5 After a routine is started, talking to or giving any form of signal to a gymnast by their own coach during the routine will result in a penalty of 0.9 pts applied only once by the CJP (see §20.12).

14. REQUIRED POSITIONS DURING AN ELEMENT *

- 14.1 In all positions, the feet and legs should be kept together and the feet and toes pointed.
- 14.2 Depending on the requirements of the movement, the body should be either, tucked, piked or straight.
- 14.3 In the tucked and piked positions the thighs should be close to the upper body except in the twisting phase of multiple somersaults (see §14.7).
- 14.4 In the tucked position the hands should touch the legs below the knees except in the twisting phase of multiple somersaults (see §14.7).
- 14.5 The arms should be straight and held close to the body whenever possible.
- 14.6 The following defines the minimum requirements for a particular body shape:
 - 14.6.1 **Straight position:** The angle between the upper body and thighs must be greater than 135°.
 - 14.6.2 **Pike position:** The angle between the upper body and thighs must be equal to or less than 135° and the angle between the thighs and the lower legs must be greater than 135°.
 - 14.6.3 **Tuck position:** The angle between the upper body and thighs must be equal to or less than 135° and the angle between the thighs and the lower legs must be equal to or less than 135°.
- 14.7 In multiple somersaults with twists, the tuck and pike position may be modified during the twisting phase (puck and pike twisting positions).
- 14.8 Any backward, non-twisting, single somersault, executed at shoulder height or below, regardless of position, will be considered and evaluated as a *whipback*.

15. REPETITION OF ELEMENTS *

- 15.1 With the exception of flic-flacs, whipbacks and round-offs no element may be repeated during the two (2) passes of the Qualifying Round as per §1.2.1 and 5.2, otherwise the difficulty of the repeated element will not be counted (see also §15.5 below).
- 15.2 In the Final passes the same element may not be repeated, with the exception of flic-flacs, whipbacks and round-offs, otherwise the difficulty of the repeated element will not be counted (see also §15.5 below).
- 15.3 Elements having the same amount of rotation but performed in the tucked, piked and straight positions are considered to be different elements and not repetitions.
 - 15.3.1 The tucked and piked positions are considered to be the same position.
- 15.4 Multiple somersaults (720° or more) having the same number of twists and somersaults will not be considered a repetition if the twist is located in different phases (see Part II: 1.A).
- 15.5 Somersaults will not be considered as repetitions if they are preceded by a different element.



- 15.6 At World Championships, elements or a pass from the Qualifying Round may be repeated in the Team Final.

16. INTERRUPTIONS OF A PASS

- 16.1 A pass will be considered interrupted if the gymnast:
- 16.1.1 Is touched by a spotter.
 - 16.1.2 Takes intermediate steps or stops.
 - 16.1.3 Falls to the track/zone/area during a pass.
 - 16.1.4 Touches any part outside the outer lines of the tumbling track with any part of the body.
 - 16.1.5 Touches the tumbling track with any part of the body other than hands or feet.
 - 16.1.6 Performs movement without rotation round the lateral and dorso-ventral axis of the body.
- 16.2 No credit will be given for the element in which the interruption occurs.
- 16.3 A gymnast will be judged only on the number of elements completed on the feet on the tumbling track or the landing area. *Note: any element with a take-off initiated from the landing zone/area will not be counted.*
- 16.4 The Chair of Judges' Panel will decide the maximum mark.

17. TERMINATION OF THE PASS *

- 17.1 Each pass must end on both feet on the track or the landing area, otherwise the last element will not be counted.
- 17.2 After the last element, the gymnasts must stand upright and show stability for approximately three (3) seconds; otherwise they will receive a deduction (see §21.3.2).
- 17.3 The last element must be performed from the tumbling track to the landing area except in the case of an element in the reverse direction as per §5.7. A failure to observe this rule will result in a penalty of 0.6 points by the CJP (see §20.12).
- 17.4 All completed passes (8 elements) must end with a somersault, otherwise there will be a penalty of 3.0 points by the CJP (see §20.12).
- 17.5 For additional elements, a penalty of 3.0 points (total) will be made by the CJP (see §20.12).

18. SCORING

Two (2) types of mark are used, "D" type mark, which is the total of the degree of difficulty in one pass and "E" type mark, which is the total given by an Execution Judge in one pass.

18.1* Evaluation of difficulty

In principle the amount of difficulty obtained in a single element during a pass is open, but for Youth/Junior competitions it is limited to **4.3** points. Elements with higher difficulty can be performed but will get the limited difficulty value of **4.3** points. Quadruple somersaults in Youth/Junior competitions are not allowed and will result in a disqualification from the competition.

The difficulty of each element is calculated on the following basis:

- 18.1.1 Only elements terminating on the feet will be evaluated.
- 18.1.2 Cartwheels have no difficulty value
- 18.1.3 Aerials, flic-flacs, round-offs and front hand-springs 0.1 pts
- Whipbacks (tempo salto) 0.2 pts
- 18.1.4 Somersaults:
 - 18.1.4.1 Each somersault (360°) 0.5 pts



- 18.1.4.2 Single somersaults done in the pike or straight position, without twist, will receive a bonus of 0.1 pts
- 18.1.4.3 Each front somersault will receive a bonus of 0.1 pts
- 18.1.5 Somersaults with twisting:
- 18.1.5.1 Single somersault:
- ½ twist (180°) 0.2 pts
 - Each ½ twist more than two (2) twists (720°) 0.3 pts
 - Each ½ twist more than three (3) twists (1080°) 0.4 pts
- 18.1.5.2 Double somersaults:
- ½ twist (180°) 0.1 pts
 - Each ½ twist more than one (1) twist (360°) 0.2 pts
 - Each ½ twist more than two (2) twists (720°) 0.3 pts
 - Each ½ twist more than three (3) twists (1080°) 0.4 pts
- 18.1.5.3 Triple somersaults:
- Each ½ twist (up to 360°) 0.3 pts
 - Each ½ twist more than one (1) twist (360°) 0.4 pts
- 18.1.6 Multiple somersaults - with or without twist
- 18.1.6.1 Double somersaults performed in the piked position will receive a bonus of 0.1 points, triple somersaults in the piked position will receive a bonus of 0.2 points and quadruple somersaults in the piked position will receive a bonus of 0.3 points.
- 18.1.6.2 Double somersaults performed in the straight position will receive a bonus of 0.2 points and triple somersaults in the straight position will receive a bonus of 0.4 points.
- 18.1.6.3 In double somersaults the value of the element, including any twist, any bonus for position will be doubled.
- 18.1.6.4 In triple somersaults the value of the element, including any twist, any bonus for position will be tripled.
- 18.1.6.5 In quadruple somersaults the value of the element, including any twist, any bonus for position will be quadrupled.
- 18.1.7 Women competition only: The second, third, etc. element with minimum difficulty of 2.0 in one pass will receive a bonus of 1.0 pts.
- 18.2 Method of scoring
- 18.2.1 The evaluation of execution and difficulty is done in 10ths of a point.
- 18.2.2 Judges must write their deductions independently of each other.
- 18.2.3 When signalled by the Chair of Judges' Panel, the marks of the Execution Judges must be displayed simultaneously.
- 18.2.4 If any of the Execution Judges fails to display their marks when signalled by the Chair of Judges Panel, the average of the other marks will be taken for the missing mark(s). *(At FIG events, if any of the Execution Judges fails to enter all deductions for each performed elements [considering the landing deductions], the average of the other deductions per element will be taken for the missing deduction(s). This decision is made by the Chair of Judges Panel.*
- 18.2.5 Evaluation of the score for execution (E):
- 18.2.5.1 The deductions for poor execution as per §21.3 are subtracted from the maximum mark, i.e. 10.0 points or the mark decided by the Chair of Judges' Panel (see §16.4).
- 18.2.5.2 For all passes the Judges will add 2.0 points to their score so as to show a mark out of ten (10).



- 18.2.5.3 The highest and lowest marks of the Execution Judges are deleted and the three (3) remaining marks are added together to give the gymnast's execution score for the pass (E+E+E). *(At FIG events, the sum of the 3 middle deductions per element of the five (5) execution judges is taken as the deduction per element, then the sum of these deductions [considering the landing deductions] is subtracted from the highest possible execution score [max. 30 pts] to give the gymnast's execution score for a routine).*
 - 18.2.6 Evaluation of the score for difficulty:
 - 18.2.6.1 The Difficulty Judges calculate the difficulty of the voluntary passes as per §5.3, §15, §16 and §18.1-18.1.7.
 - 18.2.7 Total score for a pass:
 - 18.2.7.1 Each pass is scored separately and a total of execution plus difficulty is calculated for each voluntary pass.
 - 18.2.7.2 The total score is calculated by adding together the three (3) "E" marks (execution) plus the "D" mark (difficulty) minus penalties as per §5.5, §6.4, §6.6, §12.2, §13.2, §13.5, §17.4 and §17.5. *(At FIG events, the "E" mark (execution) is the result of the maximum mark minus the sum of all middle deductions per element and landing).*
- Score = E (max. 30 pts) + D - Penalty
- 18.2.8 All scores will be rounded to three (3) decimal places. Such rounding will only be made in respect of the gymnasts' total score for a pass.
 - 18.2.9 The Chief Recorder must verify the total score on the list of results.
 - 18.2.10 The Chair of Judges Panel is responsible for determining the validity of the final scores.

C. THE JUDGES' PANEL

19. THE JUDGES' PANEL

- 19.1 Composition:

19.1.1	Chair of Judges Panel	1
19.1.2	Judges for Execution (nos. 1-5)	5
19.1.3	Judges for Difficulty (nos. 6 & 7)	2
19.1.4	Total	8
- 19.2 The Chair of Judges' Panel and judges nos. 1-7 must sit separately on a podium of 50 cm, at least five (5) meters from the side of the tumbling track, with the judges' tables positioned starting from meter 16 of the tumbling track.
- 19.3 If a Judge fails to carry out his duties in a satisfactory manner he must be replaced. This decision will be made by the Superior Jury. Where there is no Superior Jury, the decision is taken by the Chair of Judges Panel. See Reg. 7.8.1 of TR, Section 1 and §11.2 of CoP.
 - 19.3.1 If an Execution Judge is replaced, the Chair of Judges Panel may decide that his previous marks will be replaced by the average of the remaining marks (see §18.2.4).

20. DUTIES OF THE CHAIR OF JUDGES' PANEL

- 20.1 Control of the facilities.
- 20.2 Organise the Judges' conference and the trial scoring (but see Reg. 7.9 of TR, Sec 1).
- 20.3 Place and supervise all Judges, spotters and recorders.
- 20.4 Direct the competition.



- 20.5 Convene the Competition Jury.
- 20.6 Decide if a second attempt should be allowed (see §5.10).
- 20.7 Decide about the gymnast's dress (see §6).
- 20.8 Decide whether any assistance given by a spotter was necessary (see Reg. 5.2 of TR, Section 4).
- 20.9 Declare the maximum mark in the case of an interrupted pass (see §16).
- 20.10 Apply the following landing penalties:
 - 20.10.1 landing outside the outer lines of the track or landing zone 1.5 pts
 - 20.10.2 after landing, touching or stepping out of the landing zone to the landing area or the track 0.3 pts
- 20.11 Decide if a Judge fails to show his score immediately (see §18.2.4).
- 20.12 Decide about penalties as per §6.4, §6.6, §12.2, §13.2, §13.5, §17.3, §17.4, §17.5 and §20.10.
- 20.13 Supervise and control all scores, calculations and the final results and interfere if he recognizes obvious calculation errors.
- 20.14* Decide before the end of a round, when approached by an official representative of a federation or a Judge, about obvious errors in the calculation of difficulty or numerical errors concerning execution scores (see Part II, 1 A).
- 20.15 Display the penalties.

21. DUTIES OF THE JUDGES FOR EXECUTION (NOS. 1-5)

- 21.1 Evaluate the execution in the range 0.0 to 0.5 points as per §21.3 and write down their deductions on the deduction sheets.
- 21.2 Subtract their deductions from the maximum mark indicated by the Chair of Judges Panel (as per §16.4).
- 21.3 Deductions for execution
 - 21.3.1* lack of form, control, height and rhythm in each element 0.1-0.5 pts
 - 21.3.2* lack of stability after a complete pass (8 elements), a single deduction for the greater fault only:
 - 21.3.2.1 not standing still in an upright position and showing stability for approximately three (3) seconds 0.1-0.3 pts
 - 21.3.2.2* after landing, touching the track or landing zone/area with one or both hands 0.5 pts
 - 21.3.2.3 after landing, touching with or falling to the knees, hands & knees, front, back or seat on the track or landing area 1.0 pt
 - 21.3.2.4 assistance from a spotter after landing 1.0 pt
 - 21.3.2.5* after landing in the landing area or on the track, leaving the landing area or the track, or touching outside the landing area or touching the floor with any part of the body, or performing an additional somersault to avoid a fall 1.0 pt
- 21.4 Display their execution mark.

22. DUTIES OF THE JUDGES FOR DIFFICULTY (NOS. 6 & 7)

- 22.1 Collect the competition cards from the Chief Recorder at least two (2) hours prior to the start of the competition.
- 22.2 Check the elements and difficulty values entered on the competition cards.
- 22.3 Check the required elements/requirements as per §5.5.1, §5.5.2 and/or §5.5.3 and apply the penalties related to missing requirements.
 - 22.3.1 Indicate, in public, if a gymnast executed other element/-s than indicated on the competition card and write down any changes in the pass and record any repetitions.



- 22.4 Determine and record all elements performed, and its difficulty value, on the competition card (according to the FIG numeric system).
- 22.5 Display the difficulty score.

Lausanne, February 2017

Fédération Internationale de Gymnastique

Handwritten signature of Bruno Grandi in black ink.

Bruno Grandi
President

Handwritten signature of André F. Gueisbuhler in black ink.

André F. Gueisbuhler
Secretary General

Handwritten signature of Horst Kunze in black ink.

Horst Kunze
Trampoline TC President



Code of Points

DOUBLE MINI-TRAMPOLINE

Valid from 1.1.2017

A. GENERAL

1. INDIVIDUAL COMPETITION

- 1.1 Double Mini-Trampoline (DMT) competitions comprise four (4) passes with two (2) elements in each pass.
- 1.1.1 A pass on the Double Mini-Trampoline is characterised by high, continuous rhythmic feet to feet rotational jumping elements, without hesitation or intermediate straight bounces.
- 1.1.2 A Double Mini-Trampoline pass should be planned to demonstrate a variety of forward and backward twisting or non twisting elements. The pass should show good control, form, execution, height and maintenance of height.
- 1.1.3 In a pass a maximum of three (3) contacts with the bed are allowed with no intermediate bounce between the elements.
- 1.1.4 Each pass must end with a *dismount element* performed from the spotter/dismount zone to the landing area.
- 1.2 **Qualifying Round**
- 1.2.1 There are two (2) passes in the Qualifying Round.
- 1.2.2* The starting order for the Qualifying Round is decided by draw as per §1.2.2 in TRA CoP.
- 1.3 **Finals**
- 1.3.1 There are two (2) passes in the Individual Final and one (1) pass in the Team Final.
- 1.3.2 The gymnasts with the eight (8) best scores from the Qualifying Round will go forward to the Final. See also §1.3.2.1 in TRA CoP.
- 1.3.3 The starting order for the Final will be in order of merit, the gymnast with the lowest score in the Qualifying Round going first. In the event of ties, see Reg. 4.4.6 of the Technical Regulations (TR), Section 4.

2. TEAM COMPETITION

- 2.1 Teams, see §2.1 in TRA CoP.
- 2.2 Every member of the team will perform two (2) passes as per §1.2.1 and one (1) pass as per §1.3.1.
- 2.3 System of scoring
- 2.3.1 See §2.3.1 in TRA CoP.
- 2.3.1.1 At World Championships: see §2.3.1.1 in TRA CoP and Reg. 4.3.3.2 of TR, Section 4.



(3) -

4. WINNERS

- 4.1 The winner is the gymnast or team with the best score obtained in the Final.
- 4.2 Medals and places will be awarded according to Reg. 9.3 of TR, Section 1.

5. PASSES

- 5.1* Each pass consists of two (2) elements (one (1) *mounting element* or *spotter element* and one (1) *dismount element*).
 - 5.1.1 A straight mounting jump without twists is not considered an element. If a straight jump is used as a spotter element or dismount element, the pass will be interrupted (see §16.1.8).
- 5.2*
 - A mounting element or a straight mounting jump must take off from the mounting zone and land in the spotter/dismount zone
 - A spotter element must take off and land in the spotter/dismount zone
 - A dismount element must take off from the spotter/dismount zone and land in the landing areaAny violation of §5.2 will cause an interruption of the pass (see §16.1.7).
- 5.3 Elements may only be repeated when performed in different parts of a pass (mount, spotter or dismount).
- 5.4 Second attempts at passes are not allowed.
 - 5.4.1 If a gymnast is obviously disturbed in a pass (faulty equipment or substantial external influence or the like), the Chair of Judges Panel may allow another attempt. A gymnast's clothing cannot be classed as 'equipment'.
 - 5.4.2 Spectator noise, applause and the like would not normally constitute a disturbance.

6. DRESS FOR GYMNASTS AND SPOTTERS *

- 6.1 **Male gymnasts**
 - Sleeveless or short sleeved leotard
 - Gym shorts
 - White trampoline shoes and/or white foot covering
- 6.2* **Female gymnasts**
 - Leotard or unitard with or without sleeves (must be skin tight)
 - Long tights may be worn (must be skin tight and be the same colour as the leotard)
 - Any other “dress” which is not skin tight is not allowed
 - For reasons of safety, covering the face or the head is not allowed
 - Trampoline shoes and/or white foot covering
- 6.3 see § 6.3 TRA
- 6.4 see § 6.4 TRA
- 6.5 **Teams**

Members of a team must wear uniform dress. Failing to do so may result in disqualification of the team from the team event. This decision is made by the Chair of Judges Panel.
- 6.6 **National emblem or Federation emblem**

See §6.6 in TRA CoP.
- 6.7 **Spotters**

Track suit and gym shoes or equivalent.



7. COMPETITION CARDS

- 7.1 Each pass, with the difficulty value of each element, must be written on the competition card.
- 7.1.1 *At FIG events, only the FIG numeric system may be used to describe the elements written on the competition card, otherwise the card will not be accepted (see Part III: H and I).*
- 7.2 The competition card must be handed in at the time and place specified by the organising committee otherwise the gymnast may not be allowed to start. The Chief Recorder is responsible for ensuring that they are given to the Difficulty Judges at least two (2) hours before the competition starts.
- 7.3 Changes to the elements and the order in which they are written on the competition card are permitted without penalty but must be recorded on the competition card by the Difficulty Judges. *At FIG events the pass in the Team Final is recorded by the Difficulty Judges. Elements and passes from the qualifying passes may be used (see §15.2).*

8. DOUBLE MINI-TRAMPOLINE EQUIPMENT

- 8.1 See FIG Norms for Trampoline, Tumbling and Double Mini-Trampoline.

9. SAFETY REQUIREMENTS

- 9.1 See Reg. 5.3 of TR, Section 4.
- 9.1.1 A gymnast may have one (1) spotter (coach).
- 9.1.2 A spotter mat may only be used by the competitor's own spotter.

10. RECORDERS & SECRETARIAT

- 10.1 See §10 in TRA CoP.

11. SUPERIOR JURY AND JURY OF APPEAL

- 11.1 See Reg. 7.8.1 and 7.8.3 of TR, Section 1.
- 11.2 In Double Mini-Trampoline, a Superior Jury functions at World Championships, World Games and World Cups.

B. COMPETITION PROCEDURE

12. WARMING UP

- 12.1 See §12.1 in TRA CoP and Reg. 4.11.7 c) of TR, Section 1.
- 12.2 Immediately prior to the Qualifying Round and the Individual Finals each gymnast will be allowed two (2) passes warm-up on the competition apparatus. There will be one (1) warm-up pass before the Team Final. In the event that a gymnast abuses the right to warm-up, the Chair of Judges' Panel will deduct a penalty of 0.3 points from the total score of the following pass (see §20.12)
- 12.2.1 Warming up on the competition equipment during the actual competition may be eliminated if equivalent equipment is provided in an adjacent hall of at least six (6) metres in height.

13. START OF A PASS

- 13.1 Each gymnast will start on a signal given by the Chair of Judges Panel.



- 13.2 After the signal has been given (as per §13.1), the gymnast must initiate the first element within 20 seconds, otherwise a penalty of 0.3 points will be made by the Chair of Judges Panel (see §20.12). If this time limit is exceeded as a result of faulty equipment or other substantial cause, no penalty will be applied. This decision is made by the Chair of Judges' Panel.
- 13.3 If there is a faulty start and the gymnast has not touched the Double Mini-Trampoline, then the gymnast may re-start without penalty on a signal from the Chair of Judges' Panel.
- 13.4 After a routine is started, talking to or giving any form of signal to a gymnast by their own coach during the routine will result in a penalty of 0.9 pts applied only once by the CJP (see §20.12).

14. REQUIRED POSITIONS DURING AN ELEMENT *

- 14.1 See §14.1-14.7 in TRA CoP.

15. REPETITION OF ELEMENTS *

- 15.1 An element is considered repeated when used during any of the four (4) passes more than once as a mounting element, spotter element or dismount element as per §5.3. The degree of difficulty of a repeated element will not be counted.
- 15.2 *At World Championships, elements or a pass from the Qualifying Round may be repeated in the Team Final.*
- 15.3 Elements having the same amount of rotation but performed in the tucked, piked and straight positions are considered to be different elements and not repetitions.
- 15.3.1 The tucked and pucked positions are considered to be the same position.
- 15.4 Multiple somersaults (720° or more) having the same number of twists and somersaults will not be considered a repetition if the twist is located in different phases (see Part II: 1.A).

16. INTERRUPTIONS OF A PASS

- 16.1 A pass will be considered interrupted if the gymnast:
- 16.1.1 Obviously does not land simultaneously on both feet on the bed.
 - 16.1.2 Does not use the elasticity of the bed after landing for the immediate continuation of the next element.
 - 16.1.3 Is touched by a spotter or a spotter mat.
 - 16.1.4 Leaves the DMT during the pass due to insecurity.
 - 16.1.5 Lands on any part of his body except his feet on the DMT bed.
 - 16.1.6* Lands on any part of the DMT other than the bed during the pass.
 - 16.1.7 Does not perform a mounting element, spotter element or dismount element from or to the correct area (as per §5.2).
 - 16.1.8 Performs a straight jump as a spotter or dismount (as per §5.1.1).
- 16.2 No credit will be given for the element in which the interruption occurs in respect of §16.1.1-16.1.8.
- 16.3 Due to the narrowness of the apparatus, touching anything other than the bed (pad/springs) during a pass will not cause an interruption, but will get a penalty of 0.3 points from the Chair of Judges Panel (see §20.12). This deduction will be applied for each time the pad or springs are touched.
- 16.4 A gymnast will be judged only on the number of elements completed on both feet.
- 16.5 The Chair of Judges Panel will decide the maximum mark.



17. TERMINATION OF THE PASS *

- 17.1 After the dismount element, the pass must end under control in an upright position, with both feet within the landing area, otherwise the dismount element will not be counted.
- 17.2 After the dismount, the gymnasts must stand upright for approximately three (3) seconds, otherwise otherwise there will be a deduction for lack of stability (see §21.3.2).

18. SCORING

Two (2) types of mark are used, “D” type mark, which is the total of the degree of difficulty in one pass and “E” type mark, which is the total given by an Execution Judge in one pass.

18.1* Evaluation of difficulty

In principle the amount of difficulty obtained in a single element during a pass is open, but for Youth/Junior competitions it is limited to **4.6** points. Elements with higher difficulty can be performed but will get the limited difficulty value of **4.6** points. Quadruple somersaults in Youth/Junior competitions are not allowed and will result in a disqualification from the competition.

The difficulty of each element is calculated on the following basis:

- 18.1.1 Only elements terminating on the feet will be evaluated.
- 18.1.2 Each 1/2 twist (180°) (with the exception in § 18.1.4.2) 0.2 pts
- 18.1.3 Each somersault (360°) 0.5 pts
- 18.1.4 Single somersaults or less:
- 18.1.4.1 Single somersaults done in the piked or straight position, without twist, will receive a bonus of 0.1 points.
- 18.1.4.2 In single somersaults with more than one (1) twist (360°), the difficulty of twist will be as follows:
- Each ½ twist more than one (1) twist (360°) 0.3 pts
 - Each ½ twist more than two (2) twists (720°) 0.4 pts
 - Each ½ twist more than three (3) twists (1080°) 0.5 pts
 - Each ½ twist more than four (4) twists (1440°) 0.6 pts
- 18.1.5 Side somersaults have no difficulty value.
- 18.1.6 Multiple somersaults - with or without twist:
- 18.1.6.1 Double somersaults performed in the piked position will receive a bonus of 0.4 points, triple somersaults in the piked position will receive a bonus of 0.8 points and quadruple somersaults in the piked position will receive a bonus of 1.6 points.
- 18.1.6.2 Double somersaults performed in the straight position will receive a bonus of 0.8 points and triple somersaults in the straight position will receive a bonus of 1.6 points.
- 18.1.6.3 In double somersaults the value of the element, including any twist, will be doubled. The bonus for pike or straight position is then added to give the total value of the element.
- 18.1.6.4 In triple somersaults the value of the element, including any twist, will be tripled. The bonus for pike or straight position is then added to give the total value of the element.
- 18.1.6.5 In quadruple somersaults the value of the element, including any twist, will be quadrupled. The bonus for pike or straight position is then added to give the total value of the element.
- 18.1.7 In elements combining somersault and twist, the difficulty values for somersault and twist are added together.



- 18.2 Method of scoring.
- 18.2.1 The evaluation of execution and difficulty is done in 10ths of a point.
- 18.2.2 Judges must write their deductions independently of each other.
- 18.2.3 When signalled by the Chair of Judges Panel, the marks of the Execution Judges must be shown simultaneously.
- 18.2.4 If any of the Execution Judges fails to show their marks when signalled by the Chair of Judges Panel, the average of the other marks will be taken for the missing mark(s). *(At FIG events, if any of the Execution Judges fails to enter all deductions for each performed elements [considering the landing deductions], the average of the other deduction per element will be taken for the missing deduction(s)).* This decision is made by the Chair of Judges Panel.
- 18.2.5 Evaluation of the score for execution (E):
- 18.2.5.1 The deductions for poor execution as per §21.3 are subtracted from the maximum mark, i.e. 10.0 points or the mark decided by the Chair of Judges' Panel (see §16.4).
- 18.2.5.2 For all completed passes the Execution Judges will add 8.0 points to their score so as to show a mark out of ten (10). For passes with only one (1) element the Execution Judges will add 6.0 points, for a maximum mark of 7.0 points.
- 18.2.5.3 The highest and lowest marks of the Execution Judges are deleted and the three (3) remaining marks are added together to give the gymnast's execution score for the pass (E+E+E). *(At FIG events, the sum of the 3 middle deductions per element of the five (5) execution judges is taken as the deduction per element, then the sum of these deductions—[considering the landing deductions] is subtracted from the highest possible execution score [max. 30 pts] to give the gymnast's execution score for a routine).*
- 18.2.6 Evaluation of the score for difficulty (D):
- 18.2.6.1 The Difficulty Judges calculate the difficulty of the pass as per §15, §16 and §18.1 and enter it on the competition card.
- 18.2.7 Total score for a pass:
- 18.2.7.1 Each pass is scored separately and a total of execution plus difficulty is calculated for each pass.
- 18.2.7.2 The total score is calculated by adding together the three (3) "E" marks (execution) plus the "D" mark (difficulty) minus penalties as per §6.4, §6.6, §12.2, §13.2, §13.4 and §16.3. *(At FIG events, the "E" mark (execution) is the result of the maximum mark minus the sum of all middle deductions per element and landing).*
- Score = E (max. 30 pts) + D - Penalty
- 18.2.8 All scores will be rounded to three (3) decimal places. Such rounding will only be made in respect of the gymnast's total score for a pass.
- 18.2.9 The Chief Recorder must verify the total score on the list of results.
- 18.2.10 The Chair of Judges Panel is responsible for determining the validity of the final scores.

C. THE JUDGES' PANEL

19. THE JUDGES' PANEL

- 19.1 Composition:
- | | |
|--|---|
| 19.1.1 Chair of Judges Panel | 1 |
| 19.1.2 Judges for Execution (nos. 1-5) | 5 |



- | | | |
|--------|------------------------------------|----------|
| 19.1.3 | Judges for Difficulty (nos. 6 & 7) | 2 |
| 19.1.4 | Total | 8 |
- 19.2 The Chair of Judges' Panel and judges nos. 1-7 must sit separately on a podium of 50 cm, at least five (5) metres from the side of the Double Mini-Trampoline.
- 19.3 If a Judge fails to carry out his duties in a satisfactory manner he must be replaced. This decision will be made by the Superior Jury. Where there is no Superior Jury, the decision is taken by the Chair of Judges Panel. See Reg. 7.8.1 of TR, Section 1 and §11.2 of CoP.
- 19.3.1 If an Execution Judge is replaced, the Chair of Judges Panel may decide that his previous marks will be replaced by the average of the remaining marks (see §18.2.4).

20. DUTIES OF THE CHAIR OF JUDGES PANEL

- 20.1 Control of the facilities.
- 20.2 Organise the Judges' conference and the trial scoring, (but see Reg. 7.9 of TR, Sec 1.)
- 20.3 Place and supervise all Judges, spotters and recorders.
- 20.4 Direct the competition.
- 20.5 Convene the Competition Jury
- 20.6 Decide if a second attempt should be allowed (see §5.4).
- 20.7 Decide about a gymnast's dress (see §6).
- 20.8 Decide whether any assistance given by a spotter was necessary (see Reg. 5.3 of TR, Section 4).
- 20.9 Declare the maximum mark in the case of an interrupted pass, as per §16
- 20.10 Apply the following landing penalties:
- | | | |
|----------|---|---------|
| 20.10.1* | landing inside zone B (see Part II – Guide to Judging) | 0.9 pts |
| 20.10.2* | landing inside zone C (see Part II – Guide to Judging) | 1.5 pts |
| 20.10.3 | touching or stepping out from zone A to zone B or from zone A to zone C or from zone B to C | 0.3 pts |
- 20.11 Decide if a Judge fails to show his mark immediately (see §18.2.4).
- 20.12 Decide about penalties as per §6.4, §6.6, §12.2, §13.2, §13.4, §16.3 and §20.10.
- 20.13 Supervise and control all scores, calculations and the final results and interfere if he recognizes obvious calculation errors.
- 20.14* Decide before the end of a round, when approached by an official representative of a federation or a Judge, about obvious errors in the calculation of difficulty or numerical errors concerning execution scores (see Part II, 1 A).
- 20.15 Display the penalties.

21. DUTIES OF THE JUDGES FOR EXECUTION (NOS. 1-5)

- 21.1 Evaluate the execution in the range 0.0 to 0.5 points as per §21.3 and write down their deductions on the deduction sheets.
- 21.2 Subtract their deductions from the maximum mark indicated by the Chair of Judges Panel (see §16.4).
- 21.3 Deductions for execution:
- | | | |
|-----------|--|-------------|
| 21.3.1* | lack of form and control in each element | 0.1-0.5 pts |
| 21.3.2* | lack of stability after the dismount, a single deduction <u>for the greater fault only</u> : | |
| 21.3.2.1 | not standing still in an upright position and showing stability for approximately three (3) seconds | 0.1-0.3 pts |
| 21.3.2.2* | after landing, touching the DMT with any part of the body or landing zone/area with one or both hands | 0.5 pts |
| 21.3.2.3 | after landing, touching with or falling to the knees, hands & knees, front, back or seat on the landing area | 1.0 pt |
| 21.3.2.4 | assistance from a spotter after landing | 1.0 pt |



- 21.3.2.5 after landing in the landing area, leaving the landing area, or touching outside the landing area or touching the floor with any part of the body or falling against the DMT

1.0 pt

21.4 Display their execution mark.

(see also Guide to Judging)

22. DUTIES OF THE DIFFICULTY JUDGES (NOS. 6 & 7)

- 22.1 Collect the competition cards from the Chief Recorder at least two (2) hours prior to the start of the competition.
- 22.2 Check the elements and difficulty values entered on the competition cards.
- 22.3 Determine and record all elements performed, and its difficulty value, on the competition card (according to the FIG numeric system).
- 22.3.1 Indicate, in public, if a gymnast executed other element/-s than indicated on the competition card and write down any changes in the pass and record any repetitions.
- 22.4 Display the difficulty score.

Lausanne, February 2017

Fédération Internationale de Gymnastique

Bruno Grandi
President

André F. Gueisbuhler
Secretary General

Horst Kunze
Trampoline TC President



Part II - GUIDE TO JUDGING

Valid from 1.1.2017

1. RULE INTERPRETATIONS

NOTE: These interpretations have been made by the FIG TRA-TC for guidance and clarity. In all cases of dispute on the interpretation of the rules the Chair of Judges' Panel makes the final decision. The drawings shown in Part 2 are for guidance only and should not be taken literally.

A. INTERPRETATIONS COMMON TO TRAMPOLINE, TUMBLING & DOUBLE MINI-TRAMPOLINE CODE OF POINTS

1.2.2 - Start groups

Sixteen (16) gymnasts per group is the maximum, the TRA-TC recommends group from eight (8) to twelve (12) per group.

6 - Dress

All hair should be secured close to the head. Loose hair is at the gymnast's own risk. It can cause safety problems and may result in an interruption as per TRA CoP §16.1.6 and TUM CoP §16.1.4.

The neckline of the front and back of the leotard/unitard must be proper, the opening is optional but must not exceed half of the sternum and no further than the lower line of the shoulder blades. Leotards/unitards may be with or without sleeves; shoulder strap width must be min. 2 cm. The leg cut of the leotard may not extend up beyond the hip bone (*maximum*). The leotard leg length cannot exceed the horizontal line around the leg, delineated by no more than 2 cm below the base of the buttocks. Leotards that have some part in lace will have to be lined (from the trunk to the chest).

In trampoline, during preliminaries members of a team can wear either shorts or gym trousers as long as those are the same colour. But they must have the same dress for team finals, either shorts or gym trousers. Synchronised partners both have to wear either shorts or gym trousers. National identification must be the same.

7.3 - Competition cards

In case of an incomplete routine, the penalty for a missing requirement will apply only if it is obvious that it could not have been fulfilled in the remaining non-performed elements.

14 - Required positions

General considerations:

To determine the body shape (tuck, pike or straight) during an element, the Difficulty Judges will, in general terms, assess the shape based on the least difficult shape adopted during the middle phase of the element (straight is considered the most difficult position and tuck the least difficult position). In the case of multiple somersaults, see also §15 in this Guide to Judging (below).

14.5 - Arms

Moving arms away from the body is acceptable to stop a twisting rotation. The maximum of the angle between the trunk and the arms should be:

Barani, Full, multiple somersaults with ½ out movements	45°
More than full twist and all other multiple twisting somersaults	90°



FIG Code of Points 2017-2020 - Trampoline Gymnastics Part II - Guide to Judging



15 - Repetitions

When an element is performed in different body positions, two (2) factors are considered when deciding if an element is a repetition - quantity and phase of twist & quantity of somersault.

1. Twists from 0°-180°

Up to three (3) positions are possible provided there is 270° or more of somersault.

Example:

¾ back somersault	(T=0° S=270°)	3 positions possible
½ twist to feet	(T=180° S=90°)	1 position possible
1¼ front with ½ twist (Barani ball out)	(T=180° S=450°)	3 positions possible

2. Twists of 360° or more

Three (3) positions are possible provided there is more than 450° of somersault.

Example:

1¼ front with 1½ twist (Rudy ball out)	(T=540° S=450°)	1 position possible
1/1 back somersault, 1/1 twist (Full)	(T=360° S=360°)	1 position possible
2/1 back somersault, 2/1 twist (Full in Full out)	(T=720° S=720°)	3 positions possible

3. Multiple somersaults

In multiple somersaults the gymnast may claim only one (1) body position per element: tucked or piked or straight. The Difficulty Judges will assess the element based on the least difficult body position adopted by the performer, e.g.:

Barani out Triffis: If the first somersault is piked and the second tucked, then the Difficulty Judges would assess the element as having been performed in the tucked position.

NOTE: These same criteria (no. of twists/no. of somersaults) apply when determining body shape in *synchronised* competition. Because only one (1) position is recognised for a ½ twist to feet, a pair may perform ½ twist to feet in “different positions” without it being considered an interruption to the routine. In a *Barani*, however, different positions are possible under the above criteria and therefore both partners must adopt the same position otherwise the elements would be considered as different and the routine interrupted (see §16.1.6 Trampoline CoP).

4. Twists in different phases of somersaults

- In somersaults of 540° or less only one (1) phase is recognised and an element will be considered a repetition if it does not meet the criteria listed above in respect of different shapes.
- In somersaults of 630°-900° two (2) phases are recognised, early and late.
- All multiple twisting double somersaults in layout **or** pike positions with the same amount of twisting rotation, performed without a recognisable pause in twisting rotation **or** without defined positions, will be considered as repetitions if used more than once.

17 - Interruption / Termination of the routine / pass

Landing on both feet means the sole of the feet.

If a gymnast *touches* the bed / track / zone / area with his feet during landing, but never shows a recognisable landing preparation and falls to face, knees, hands and knees, front or back in the same movement, the element will not be counted. There will be no extra deduction for the fall.

18.1 - Difficulty

In the event of any dispute between the Difficulty Judges, the CJP will make the decision.



FIG Code of Points 2017-2020 - Trampoline Gymnastics



Part II - Guide to Judging

For single somersault, difficulty judges should evaluate the position of the element from the beginning of the take-off up to the remaining 135° (before landing).

For multiple somersaults, difficulty judges should evaluate the position of the element after take-off from:

Backward somersault: 90° up to the remaining 180° (before landing)

Forward somersault: 135° up to the remaining 180° (before landing)

Looking at the position of the feet at landing, feet rotation of more than 1/4 twist (90°) is considered a 1/2 twist, feet rotation of more than 3/4 twist (270°) is considered a 1/1 twist, etc.

20.15 (TRA) / 20.14 (TUM/DMT) - Duties of the Chair of Judges Panel

In case of obvious errors concerning calculation of any scores, a Judge, gymnast, coach or other official, who recognise this, should approach the Chair of Judges Panel in a professional and friendly way before the end of the actual round, to allow the Chair of Judges Panel to clarify the situation before the next round has started.

21.3.1 - Evaluation of execution

TRAMPOLINE AND DMT

Rotation or Flying Phase

- Position of the arms 0.0-0.1 pts
(includes bent arms and opening of the arms in a twist)
- Position of the legs 0.0-0.2 pts
(includes bent knees, toes not pointed, legs not together)
- Position of the body 0.0-0.2 pts
- Angle of legs with horizontal in pike and pike straddle jumps 0.0-0.2 pts

Opening and Landing Phase

- Opening of the somersault and keeping straight position 0.0-0.3 pts
(includes twisting rotation not completed at 90° (3 o'clock))
- No opening 0.3 pts

Any of these deductions can be combined up to 0.5 pts

TUMBLING

Rotation or Flying Phase

- Position of the arms 0.0-0.1 pts
(includes bent arms and opening of the arms in a twist)
- Position of the legs 0.0-0.2 pts
(includes bent knees, toes not pointed, legs not together)
- Position of the body 0.0-0.2 pts

Opening and Landing Phase

- Opening of the somersault and keeping straight position 0.0-0.3 pts
(includes twisting rotation not completed at 90° (3 o'clock))
- No opening 0.3 pts
- Exceptions for multiple twisting and for triple somersaults 0.2 pts

During the pass

- Loss of speed 0.0-0.2 pts
- Deviation from the axis 0.0-0.1 pts



FIG Code of Points 2017-2020 - Trampoline Gymnastics Part II - Guide to Judging



Any of these deductions can be combined up to 0.5 pts

21.3.2 - Landing deductions

No landing deductions will be counted for interrupted routines/passes.

21.3.2.2 - Touching bed (TRA), landing zone/area (TUM/DMT) with one or both hands

After a completed routine (TRA) or a pass (TUM/DMT), if the hands are used to support the whole body to avoid a fall (without the feet touching the bed/pads/end decks/zone/area), then a deduction of 1.0 pts must apply instead of the 0.5 pts applied for touching with hand(s).

B. INTERPRETATIONS OF TRAMPOLINE CODE OF POINTS

General

Only elements which land on both feet, seat, front or back will be recognised.

16.1.1 - One foot landings

The element which lands on one (1) foot is not counted as an element and the routine is interrupted at that landing. This rule only applies to double contacts made on the feet. If during a back or front landing the feet subsequently touch the bed, this does not constitute an interruption.

17.3 - Not making the same movement (out-bounce or standing still)

In the case of one gymnast making a complete and immediate stop while the other only partially stops, this would not constitute a contravention of this rule since it would not be classed as an out-bounce.

21.3.2 - Lack of stability after a completed routine.

Uncontrolled movements in the out-bounce must also be judged as part of the instability.

If the gymnast forgets to stand still and leaves the bed within approximately three (3) seconds of landing the E-judges will decide whether this was due to lack of stability (deduction 0.5 or 1.0 pts), or merely that he forgot to stand still (deduction 0.2 pts).

Example of deductions for out-bounce (maximum 0.1 pt):

- Uncontrolled movements in the out-bounce 0.1

Example of deductions for landing (maximum 0.2 pts):

- Movement of arms while standing on the bed (ex. circle) 0.1
- Step(s) or bounce(s) 0.1 – 0.2
- Not standing upright 0.1
- Standing with feet apart or more than shoulder width 0.1
- Turning to the judges before being totally stabilized 0.1

NB.

- The penalty is not connected to the length of the step or the bounce, but to the amount.
- When a step is taken (deduction 0.1 pts), coming back with the same foot to a stable upright position is not considered to be a stepping deduction.
- Total deductions for instability in out-bounce and landing must not exceed 0.3

21.3.2.5 - Additional elements



FIG Code of Points 2017-2020 - Trampoline Gymnastics Part II - Guide to Judging



If a gymnast cannot stop/control the rebound of the bed after final landing (10th element) and has to perform a somersault or a “whip-back” etc, a deduction of 1.0 will be made.

23.2 and 23.3 - Evaluation of Horizontal Displacement

Apply the deduction at landing of each element according to the zones on the bed 0.0-0.3 pts
(Refer to the Drawings for proper evaluation of element landing on feet, back, front, and seat)

0.3	0.2		0.3	
0.2	0.1	0.0	0.1	0.2
0.3	0.2		0.3	

C. INTERPRETATIONS TO TUMBLING CODE OF POINTS

18.1 - Difficulty - side somersaults

In calculating the difficulty value of side somersaults, no account should be taken of any twist created in the somersault unless greater than 180°.

21.3.2 - Landing zone - definition

The outer edge of the line marks the boundary of the Tumbling track and the landing zone. If any part of the body touches outside the boundary, it will result in a deduction as per §21.3 or a penalty as per §20.10.

21.3.2 - Lack of stability after a completed routine

If the gymnast forgets to stand still and leaves the landing area within approximately three (3) seconds of landing the E-judges will decide whether this was due to lack of stability (deduction 1.0 pts), or merely that he forgot to stand still (deduction 0.3 pts).

Example of deductions:

- | | |
|---|-----------|
| • Movement of arms while standing (ex. circle) | 0.1 |
| • Step(s) or bounce(s) | 0.1 – 0.3 |
| • Not standing upright | 0.1 |
| • Standing with feet apart or more than shoulder width | 0.1 |
| • Turning to the judges before being totally stabilized | 0.1 |

NB.

- The penalty is not connected to the length of the step or the bounce, but to the amount.
- When a step is taken (deduction 0.1 pts or more), coming back with the same foot to a stable upright position is **not** considered to be a stepping deduction.

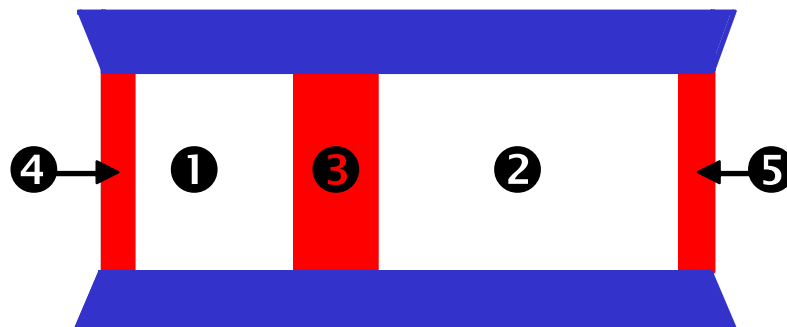
21.3.2.5 - Additional elements

If a gymnast cannot stop/control the rebound of the track after final landing (8th element) and has to perform a somersault or a “whip-back” etc, a deduction of 1.0 will be made.

D. INTERPRETATIONS OF DMT CODE OF POINTS

General definition of the mount & dismount zones:

- Middle zone (3)
- End markers (4+5)
- The mounting zone is defined as the area of the bed in front of and including the middle zone (4+1+3)
- The spotter/dismount zone is defined as the area of the bed to the rear of and including the middle zone (3+2+5)



5.1 & 5.2 - Mount, Spotter, Dismount

- A straight mounting jump or mounting element must take off from the mounting area and land in the spotter/dismount area.
- The spotter element must take off and land in the spotter/dismount area.
- If any of these (mounting element or spotter element) are not executed in the correct area as detailed here, the pass will be invalid (score 0).
- A dismount element not executed from a mounting element or spotter element is not valid.

Example: Mounting elements or spotter elements correctly executed from and to the prescribed areas on the DMT are always counted as elements, regardless of what happens in the dismount element (e.g. stop, landing on the DMT, not landing on both feet to landing area, straight jump).

16.1.6 - Touching the Double Mini-Trampoline

Due to the narrowness of the DMT bed, it is possible for the gymnast may touch something other than the bed (pad / springs) with some part of the body, even though his feet land on the bed as required - §16.3 will apply. However, if it is obvious that the foot lands outside the bed (frame/pad etc.) this will constitute an interruption as per §16.1.6

21.3.2 - Landing zone - definition

The outer edge of zone/area marks the boundary of the DMT landing zone/area. If any part of the body touches outside the boundary, it will result in a deduction as per §21.3 or a penalty as per §20.10.

21.3.2 - Lack of stability after a completed routine.

If the gymnast forgets to stand still and leaves the landing area within approximately three (3) seconds of landing the E-judges will decide whether this was due to lack of stability (deduction 1.0 pts), or merely that he forgot to stand still (deduction 0.3 pts).

Example of deductions:

- | | |
|---|-----------|
| • Movement of arms while standing (ex. circle) | 0.1 |
| • Step(s) or bounce(s) | 0.1 – 0.3 |
| • Not standing upright | 0.1 |
| • Standing with feet apart or more than shoulder width | 0.1 |
| • Turning to the judges before being totally stabilized | 0.1 |



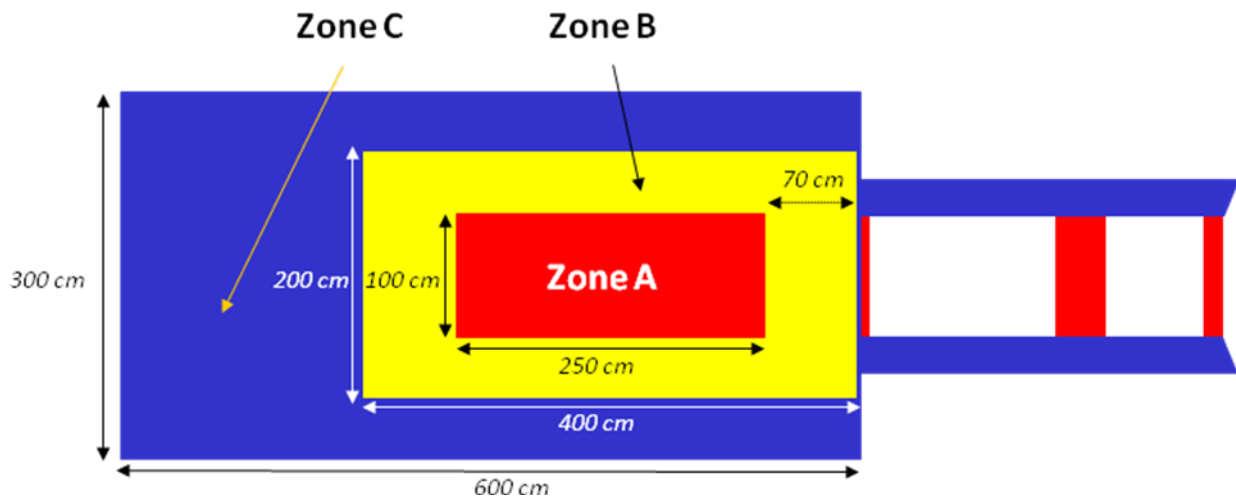
FIG Code of Points 2017-2020 - Trampoline Gymnastics Part II - Guide to Judging



NB.

- The penalty is not connected to the length of the step or the bounce, but to the amount.
- When a step is taken (deduction 0.1 pts or more), coming back with the same foot to a stable upright position is **not** considered to be a stepping deduction.

21.4.1-21.4.3 - Landings

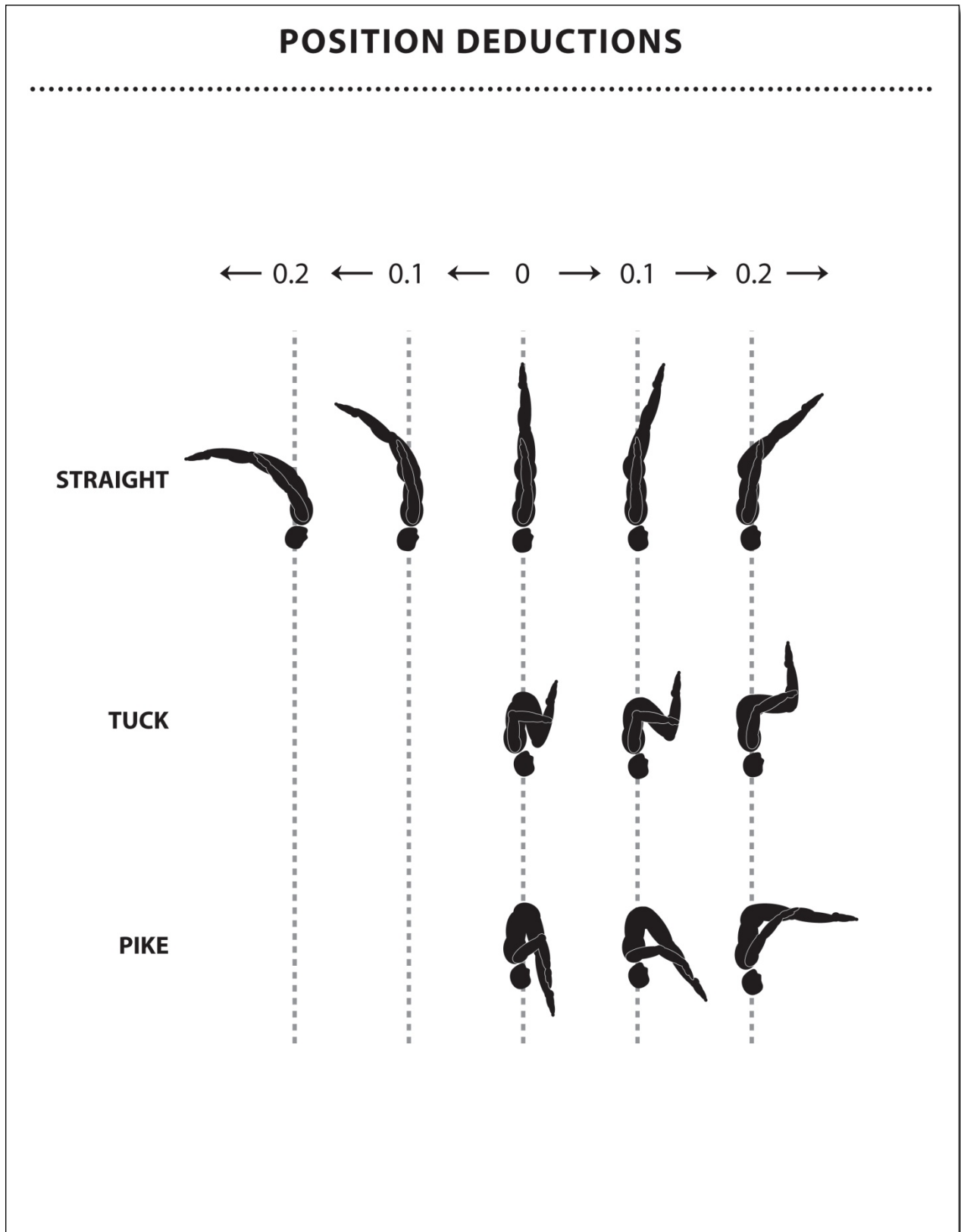


Lausanne, February 2017

Fédération Internationale de Gymnastique

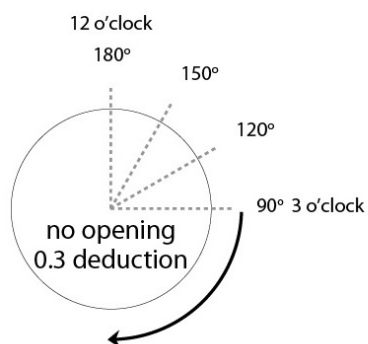
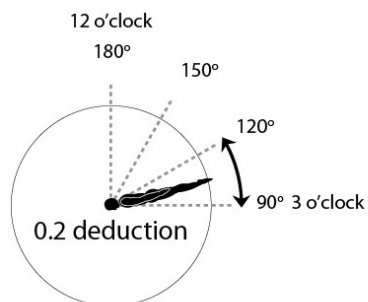
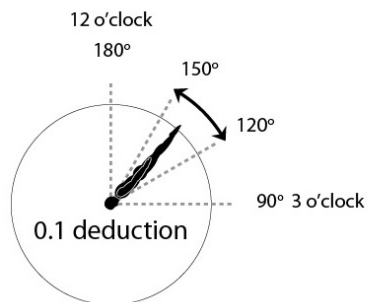
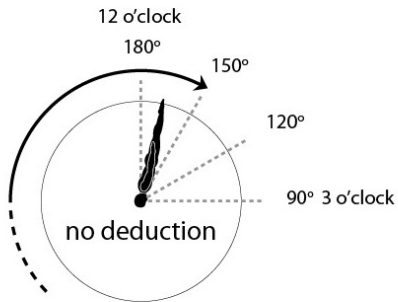
Horst Kunze
Trampoline TC President

2. DRAWINGS (these drawings are for **guidance** only and should not be taken literally)

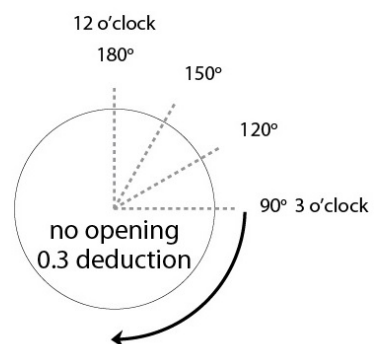
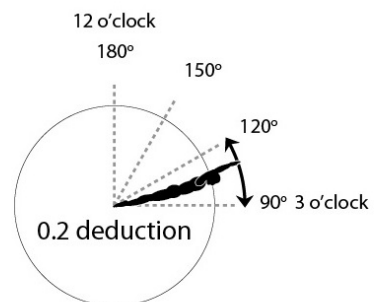
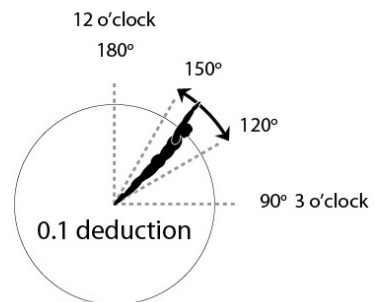
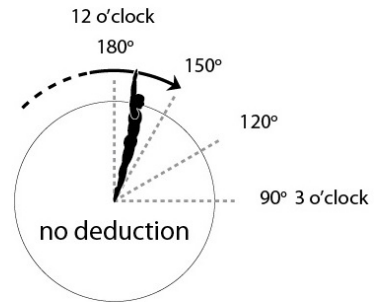


OPENING IN SOMERSAULT

FOR FEET OR FRONT LANDING

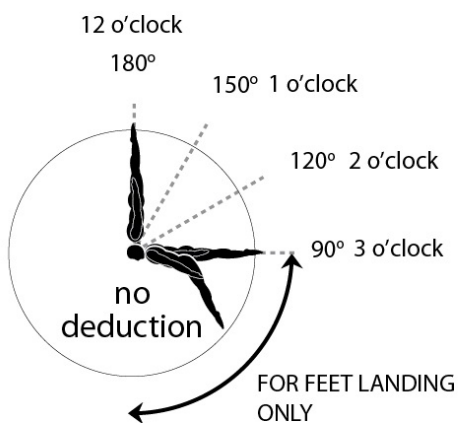
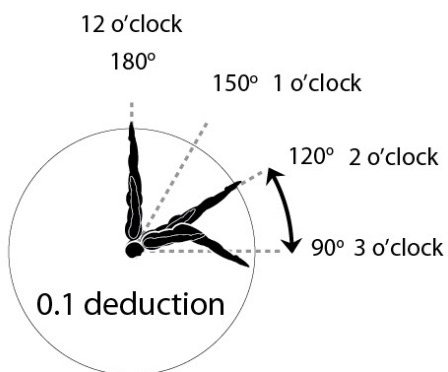
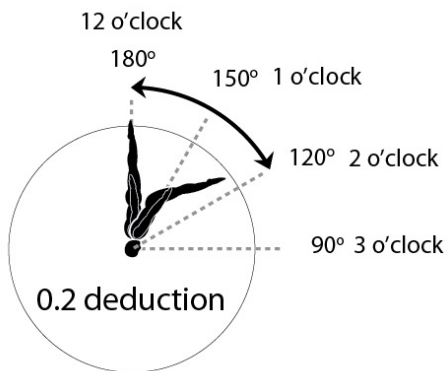


FOR BACK LANDING

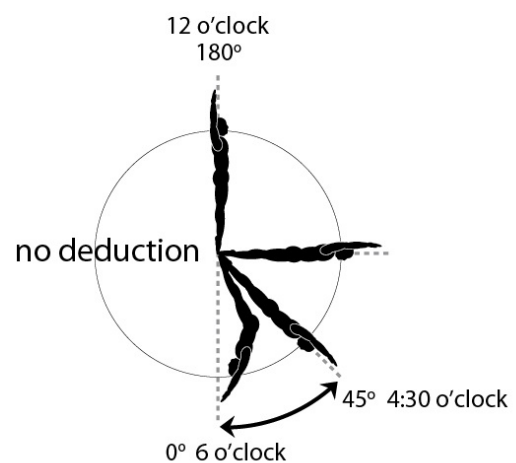
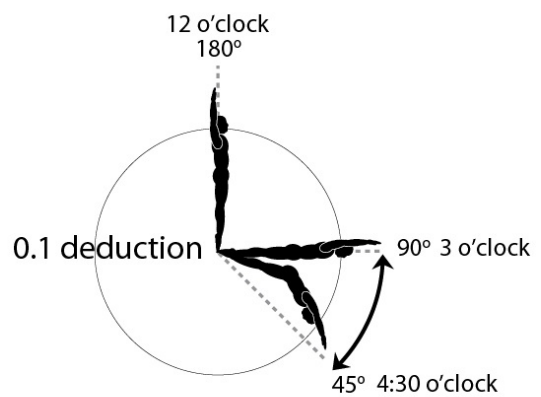
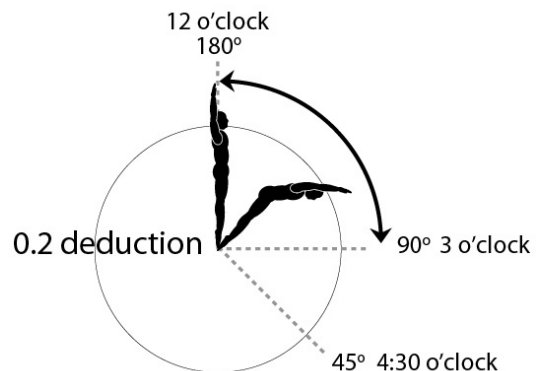


AFTER OPENING IN SOMERSAULT - PIKE DOWN

FOR FEET OR FRONT LANDING

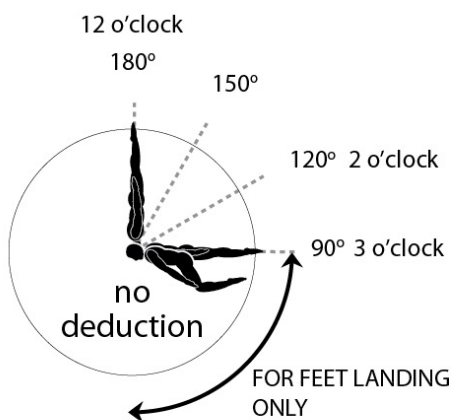
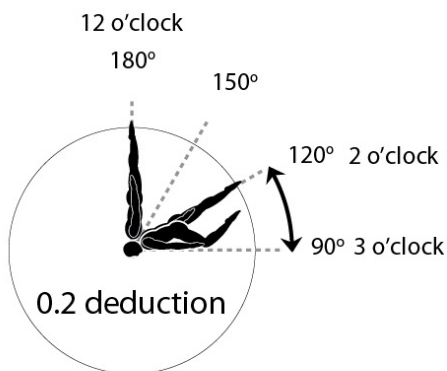
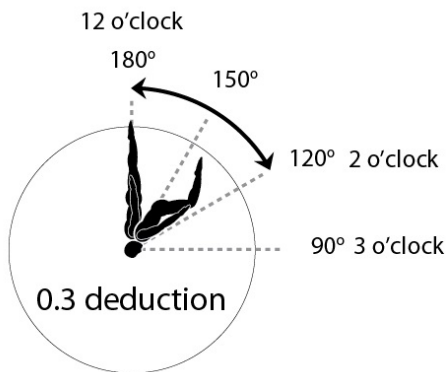


FOR BACK LANDING

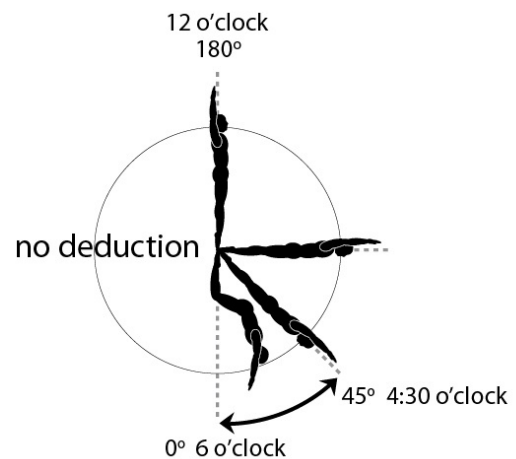
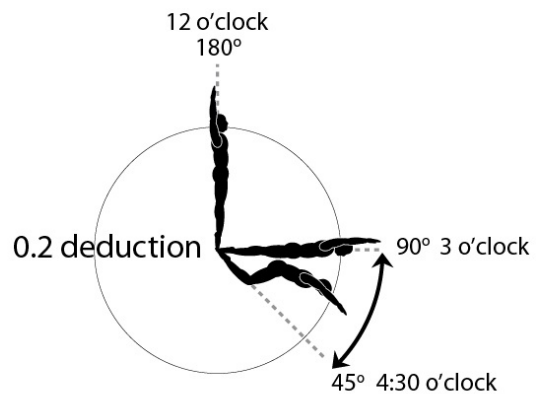
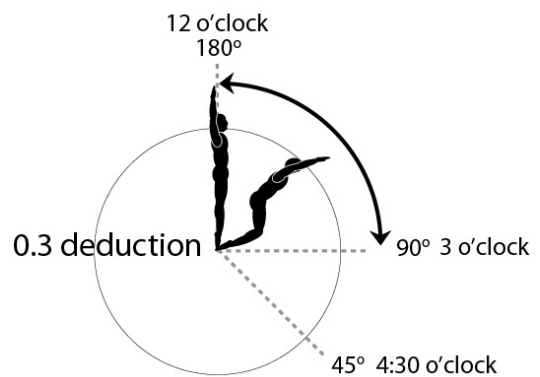


AFTER OPENING IN SOMERSAULT - TUCK DOWN

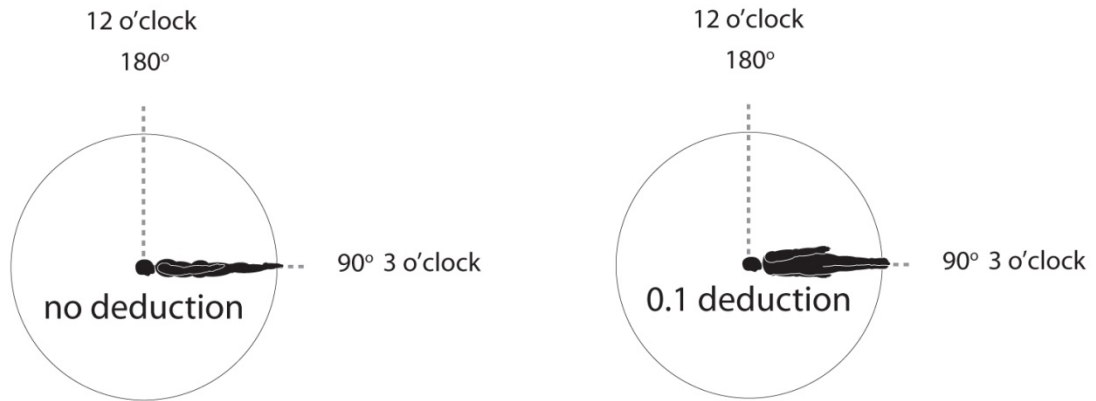
FOR FEET OR FRONT LANDING



FOR BACK LANDING

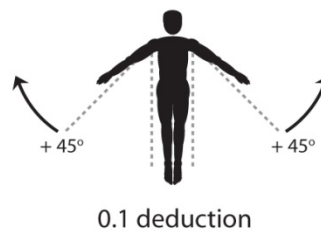
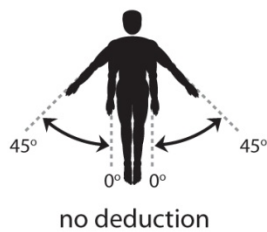


END OF TWIST

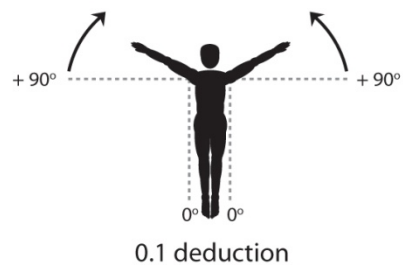
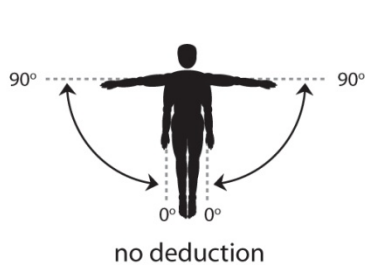


ARMS TO STOP TWISTING ROTATION

BARANI, FULL, MULTIPLE SOMERSAULTS WITH ½ OUT



SINGLE SOMERSAULT WITH MORE THAN FULL TWIST AND ALL OTHER MULTIPLE TWISTING SOMERSAULTS




MULTIPLE SOMERSAULTS TAKE-OFF

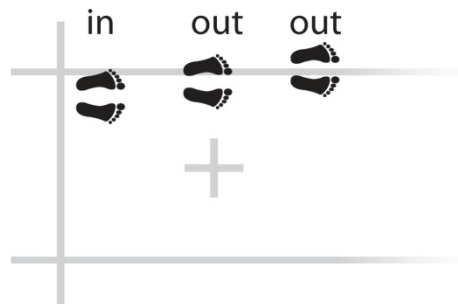
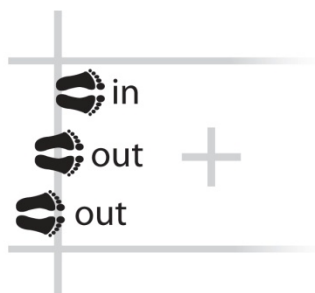
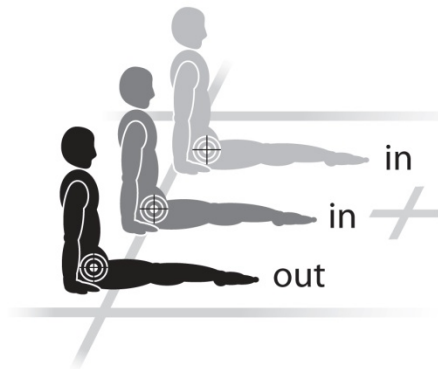
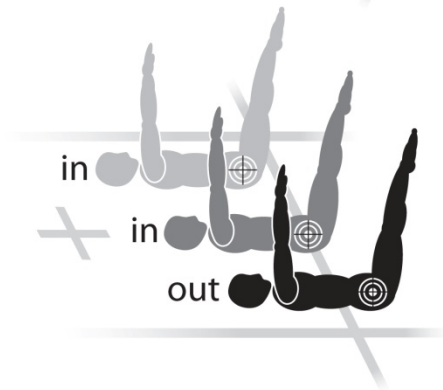

Backward



Forward



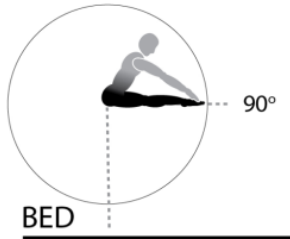
HORIZONTAL DISPLACEMENT



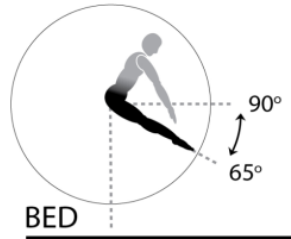
PIKE AND PIKE STRADDLE JUMPS

Angle of legs with horizontal

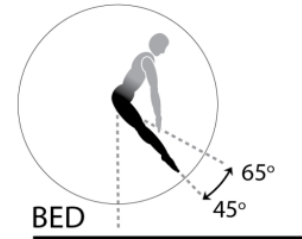
no deduction



0.1 deduction



0.2 deduction



DEVIATION FROM CENTER - TUMBLING

no deduction



0.1 deduction





Part III - APPENDICES

Valid from 1.1.2017

A. DIFFICULTY CALCULATION TRAMPOLINE – PRINCIPLES

Rotation		Value	Bonus	Example	
¼ somersault		0.1	---	¾ back	= 0.3
completed somersault (360°)			0.1	Back somersault tuck	= 0.5
completed triple somersaults (1080°)		1.6		Triple back somersault tuck	= 1.6
completed quadruple somersaults (1440°)		2.2		Quadruple back somersault	= 2.2
½ twist	Position	0.1	---	1/1 twist to back [0.1+0.2]	= 0.3
0° - 630° somersault <u>with</u> twist	< or /		---	Barani straight [0.5+0.1]	= 0.6
360° - 630° somersault <u>without</u> twist	< or /		0.1	1 ¾ pike [0.8+0.1]	= 0.9
720° - 990° somersault with or without twist	< or /		0.2	2 ¾ pike [1.3+0.2]	= 1.5
1080° - 1350° somersault with or without twist	< or /		0.3	½ out Triffis pike [1.6+0.1+0.3]	= 2.0
1440° somersault with or without twist	< or /		0.4	½ out Quadriffis pike [2.2+0.1+0.4]	= 2.7

B. DIFFICULTY TRAMPOLINE – EXAMPLES

Element		o	< or /	Element		o	< or /
¾ back or front	3 –	0.3	0.3	Full in Full out	8 2 2	1.4	1.6
Back or front somersault	4 –	0.5	0.6	Half in Rudi out	8 1 3	1.4	1.6
Barani	4 1	0.6	0.6	Randi out	8 – 5	1.5	1.7
Cody	5 –	0.6	0.7	Full in Rudi out	8 2 3	1.5	1.7
Barani ball out	5 1	0.7	0.7	Triple back	12 – – –	1.6	1.9
Full	4 2	0.7		Half in Randi out	8 1 5	1.6	1.8
Rudolf	4 3	0.8		Full in Double-full out	8 2 4	1.6	1.8
1¾ somersault	7 – –	0.8	0.9	Half out Triffis	12 – – 1	1.7	2.0
Double-full	4 4	0.9		Full in Randi out	8 2 5	1.7	1.9
Rudi ball out	5 3	0.9		Half in Half out Triffis	12 1 – 1	1.8	2.1
Double back	8 – –	1.0	1.2	Full in Half out Triffis	12 2 – 1	1.9	2.2
Half out	8 – 1	1.1	1.3	Rudi out Triffis	12 – – 3	1.9	2.2
Half in Half out	8 1 1	1.2	1.4	Half in Rudi out Triffis	12 1 – 3	2.0	2.3
Full out	8 – 2	1.2	1.4	Full in Rudi out Triffis	12 2 – 3	2.1	2.4
2 ¾ somersault	11 – – –	1.3	1.5	Full Full Full	12 2 2 2	2.2	2.5
Rudi out	8 – 3	1.3	1.5	Half out Quadriffis	16 – – – 1	2.3	2.7
Full in Half out	8 2 1	1.3	1.5	Half in Half out Quadriffis	16 1 – – 1	2.4	2.8



C. DIFFICULTY CALCULATION TUMBLING (reference to §18.1 in TUM CoP)

Double somersaults

Full in Double-full out (straight)

First somersault:

Somersault value	0.5
Twist value (first twist)	<u>0.2</u>
	0.7

Second somersault:

Somersault value	0.5
Twist value (second and third twist)	<u>1.0</u>
	1.5

Position (straight) 0.2

Total element value 2.4

Multiply by 2 = **4.8**

Triple somersaults

Triple back (pike)

First somersault:

Somersault value 0.5

Second somersault:

Somersault value 0.5

Third somersault:

Somersault value 0.5

Position (pike in triple) 0.2

Total element value 1.7

Multiply by 3 = **5.1**

D. DIFFICULTY CALCULATION TUMBLING – POSITION BONUSES

Body position	Single	Double	Triple	Quadruple
Tuck	0.0	0.0	0.0	0.0
Pike	0.1	0.1	0.2	0.3
Straight	0.1	0.2	0.4	---

E. DIFFICULTY CALCULATION TUMBLING – TWIST VALUE

Twists	Single	Double	Triple
Half twist	0.2	0.1	0.3
First twist	0.4	0.2	0.6
Second twist	0.4	0.4	0.8
Third twist	0.6	0.6	0.8
Fourth twist	0.8	0.8	0.8

For example, one (1) backward somersault with triple twists (only straight position):

- Back Somersault	0.5
- First twist	0.4
- Second twist	0.4
- Third twist	0.6
TOTAL	1.9

For example, one (1) forward somersault with double twists (only straight position):

- Front Somersault	0.6
- First twist	0.4
- Second twist	0.4
TOTAL	1.4



FIG Code of Points 2017-2020 - Trampoline Gymnastics
Part III - Appendices



F. DIFFICULTY TUMBLING – EXAMPLES

Element		Difficulty	Element		Difficulty
Round-off	(0.1	Half in ("arabian")	1 – o	2.2
Front Handspring	H	0.1	Half in ("arabian")	1 – <	2.4
Flic-flac	F	0.1	Half out (backwards)	– 1 o	2.2
Whipback (tempo salto)	^	0.2	Half out (backwards)	– 1 <	2.4
Back somersault (ss)	– o	0.5	Half out (backwards)	– 1 /	2.6
Back somersault	– <	0.6	Half out (forward)	. – 1 o	2.6
Back somersault	– /	0.6	Half out (forward)	. – 1 <	2.8
Front somersault	. – o	0.6	Full in back out	2 – o	2.4
Front somersault	. – <	0.7	Full in back out	2 – <	2.6
Side somersault	– o x	0.5	Full in back out	2 – /	2.8
Side somersault	– < x	0.6	Full in half out	2 1 /	3.2
Back ss with ½ twist	1. /	0.7	Full in Full out	2 2 o	3.2
Barani	.1	0.8	Full in Full out	2 2 /	3.6
Back ss with 1/1 twist	2.	0.9	Full in 1½ twist out	2 3 o	3.8
Front ss with 1/1 twist	.2	1.0	Full in 1½ twist out	2 3 /	4.2
Back ss with 1½ twist	3.	1.1	Full in Double-full out	2 4 o	4.4
Front ss with 1½ twist	.3	1.2	Full in Double-full out	2 4 /	4.8
Back ss with 2/1 twist	4.	1.3	Double-full in Double-full out	4 4 /	6.4
Front ss with 2/1 twist	.4	1.4	Triple back	– – – o	4.5
Back ss with 2½ twist	5.	1.6	Triple back	– – – <	5.1
Back ss with 3/1 twist	6.	1.9	Triple back	– – – /	5.7
Back ss with 3½ twists	7.	2.3	Half in Triple ("arabian")	1 – – o	5.4
Back ss with 4 twists	8.	2.7	Half in Triple ("arabian")	1 – – <	6.0
Double back somersault	– – o	2.0	Full in Triple	2 – – o	6.3
Double back somersault	– – <	2.2	Full in Triple	2 – – <	6.9
Double back somersault	– – /	2.4	Quadruple back	– – – – o	8.0
Double front somersault	. – – o	2.4	Quadruple back	– – – – <	9.2
Double front somersault	. – – <	2.6			
Double side somersault	– – o x	2.0			
Double side somersault	– – < x	2.2			

G. DIFFICULTY CALCULATION TUMBLING (reference to §15 in TUM CoP)

1st pass	Round-off	Flic-flac	Flic-flac	Double back (s)	Whipback	Flic-flac	Whipback	Double back (s)
	Value:	0.1	0.1	0.1	2.4	0.2	0.1	0.2
2nd pass	Barani	Back Full	Flic-flac	Flic-Flac	Double back (s)	Whipback	Flic-flac	Full in full out (s)
	Value:	0.8	0.9	0.1	0.1	0.0 (rep.)	0.2	0.1

* women would receive a bonus of 1.0 for performing a second element with a DD value of at least 2.0



H. DIFFICULTY DOUBLE MINI-TRAMPOLINE – EXAMPLES

Forward elements	Element	Shape	Diff.
Front somersault	4 –	0	0.5
Front somersault	4 –	<	0.6
Front somersault	4 –	/	0.6
Barani	4 1	0	0.7
Barani	4 1	<	0.7
Barani	4 1	/	0.7
Rudolph	4 3		1.2
Randolph	4 5		1.9
Adolph	4 7		2.8
Half out	8 – 1	0	2.4
Half out	8 – 1	<	2.8
Half out	8 – 1	/	3.2
Half in	8 1 –	0	2.4
Half in	8 1 –	<	2.8
Half in	8 1 –	/	3.2
Full in Half out	8 2 1	0	3.2
Full in Half out	8 2 1	<	3.6
Full in Half out	8 2 1	/	4.0
Rudy out	8 – 3	0	3.2
Rudy out	8 – 3	<	3.6
Rudy out	8 – 3	/	4.0
Full in Rudy out	8 2 3	0	4.0
Full in Rudy out	8 2 3	<	4.4
Full in Rudy out	8 2 3	/	4.8
Randy out	8 – 5	0	4.0
Randy out	8 – 5	<	4.4
Half out Triffis	12 – – 1	0	5.1
Half out Triffis	12 – – 1	<	5.9

Backward elements	Element	Shape	Diff.
Back somersault	4 –	0	0.5
Back somersault	4 –	<	0.6
Back somersault	4 –	/	0.6
Back ss with 1/1 twist	4 2		0.9
Back ss with 2/1 twist	4 4		1.5
Back ss with 3/1 twist	4 6		2.3
Back ss with 4/1 twists	4 8		3.3
Back ss with 5/1 twists	4 10		4.5
Double back somersault	8 – –	0	2.0
Double back somersault	8 – –	<	2.4
Double back somersault	8 – –	/	2.8
Half in half out	8 1 1	0	2.8
Half in half out	8 1 1	<	3.2
Half in half out	8 1 1	/	3.6
Full in	8 2 –	0	2.8
Full in	8 2 –	<	3.2
Full in	8 2 –	/	3.6
Full out	8 – 2	0	2.8
Full out	8 – 2	/	3.6
Full in Full out	8 2 2	0	3.6
Full in Full out	8 2 2	/	4.4
Half in Rudy out	8 1 3	0	3.6
Half in Rudy out	8 1 3	<	4.0
Half in Rudy out	8 1 3	/	4.4
Full in Double-full out	8 2 4	0	4.4
Full in Double-full out	8 2 4	/	5.2
Half in Randy out	8 1 5	0	4.4
Half in Randy out	8 1 5	<	4.8
Double-full in Double-full out	8 4 4	0	5.2
Double-full in Double-full out	8 4 4	/	6.0
Triple back	12 – – –	0	4.5
Triple back	12 – – –	<	5.3
Triple back	12 – – –	/	6.1
Full in Triple	12 2 – –	0	5.7
Full in Triple	12 2 – –	<	6.5
Half in Half out Triffis	12 1 – 1	0	5.7
Half in Half out Triffis	12 1 – 1	<	6.5
Full Full Full	12 2 2 2	0	8.1
Quadruple back	16 – – – –	0	8.0
Quadruple back	16 – – – –	<	9.6



I. FIG NUMERIC SYSTEM – TRAMPOLINE & DMT

Only FIG numeric system will be accepted during FIG events.

- the first digit describes the number of somersaults, in quarters ($\frac{1}{4}$)
- subsequent digits describe the distribution and quantity of twist in each somersault
- the shape of the element is described at the end using a 'o' or leaving blank for tucked; '<' for pike and '/' for straight

Element	$\frac{1}{4}$ saltos	$\frac{1}{2}$ twists			Shape	Diff. TRA	Diff. DMT
Half out Triffis, tucked	12	-	-	1	o	1.7	5.1
Half in Rudy out, piked	8	1	3		<	1.6	4.0
Full in Half out, straight	8	2	1		/	1.5	4.0
Half in Rudy out, tucked	8	1	3		o	1.4	3.6
Double back, tucked	8	-	-		o	1.0	2.0
Half out, tucked	8	-	1		o	1.1	2.4
Rudy	4	3				0.8	1.2
Double-full	4	4				0.9	1.5
Half in 1 $\frac{3}{4}$ back, tucked	7	1	-		o	0.9	---
Half out double ball out, piked	9	-	1		<	1.4	---

J. FIG SYMBOLS – TUMBLING

For the completion of the competition cards in tumbling the FIG symbols system whose principles are described below should be used:

- Use - for somersault without twist
- Use 1 for somersault with $\frac{1}{2}$ twist
- Use 2 for somersault with 1 twist
- Use . to specify if it is a front or back element
- Use o for tuck or puck position
- Use < for pike position
- Use / for straight position

Special elements	
Round off	(
Flic-Flac / Front Handspring	f h
Whipback (tempo salto)	^
Single somersaults	
Salto tucked	- o
Salto pike	- <
Salto straight	- /
Barani	.1
Back with $\frac{1}{2}$ twist	1.
Full twist backwards	2.
1 $\frac{1}{2}$ twist backwards	3.
Double-full backwards	4.

Double somersaults	
Double tucked	-- o
Double pike	-- <
Double straight	-- /
Full in tucked	2 - o
Full in pike	2 - <
Full in Full out tucked	2 2 o
Full in Full out straight	2 2 /
Miller straight	2 4 /
Triple somersaults	
Triple tucked	--- o
Triple pike	--- <
Full in Triple tucked	2 --- o

Side elements = marked with an additional x
Front or backwards = if necessary marked with a dot: .1 = Barani or 1. = back with $\frac{1}{2}$ twist



K. FIG TERMINOLOGY

BACK	Backward somersault
FRONT	Front somersault
BALL OUT	Forward somersault from the back
CODY	Backward somersault from the front
FLIFFIS	Any double somersault with twist
TRIFFIS	Any triple somersault with twist
QUADRIFFIS	Any quadruple somersault with twist
IN	Indicates that the number of twists shown is performed in the first part of the element.
OUT	Indicates that the number of twists shown is performed in the last part of the element.
MIDDLE	Indicates that the number of twists shown is performed in the middle part of the element.
BARANI	Forward somersault with $\frac{1}{2}$ twist
HALF	Half twist performed in a double somersault (see below)
FULL	A back somersault with 1/1 twist
DOUBLE FULL	A back somersault with 2/1 twists
TRIPLE FULL	A back somersault with 3/1 twists
RUDOLPH (RUDY)	A front somersault with $1\frac{1}{2}$ twists
RANDOLPH (RANDY)	A front somersault with $2\frac{1}{2}$ twists
ADOLPH	A front somersault with $3\frac{1}{2}$ twists

Examples:

<i>Nº of somersaults</i>	<i>Nº of twists</i>	<i>Distribution</i>	<i>Terminology</i>
2	$\frac{1}{2}$	OUT	Half out FLIFFIS
2	$\frac{1}{2} + \frac{1}{2}$	IN & OUT	Half in half out FLIFFIS
3	$1 + \frac{1}{2}$	MIDDLE & OUT	Full middle half out TRIFFIS
2	$\frac{1}{2} + 1\frac{1}{2}$	IN & OUT	Half in rudy out FLIFFIS



L. REQUIREMENTS FOR THE FIRST ROUTINE – TRAMPOLINE

Valid from 1st January 2017

I. Requirements for the first routine of FIG events:

1. The routine consists of ten (10) different elements, each with a minimum of 270° somersault rotation.
2. Four (4) elements, marked with an asterisk (*) on the competition card, will have difficulty ratings. The difficulty will be added to the execution, time of flight and horizontal displacement scores to give the total score for the first routine.
3. None of these four (4) elements may be repeated in the second routine of the qualifying round otherwise the difficulty will not be counted.

II. Requirements for the first routine of the Qualifying Round for Juniors:

The routine consists of ten (10) different elements, only one (1) element allowed with less than 270° somersault rotation. Each element meeting the requirement must be marked with an asterisk (*) on the competition card. These requirements cannot be fulfilled by combining them into one (1) element but must be performed as separate elements.

1. one (1) element to front or back,
2. one (1) element from front or back - in combination with requirement No. 1,
3. one (1) double front or back somersault with or without twist and
4. one (1) element with a minimum of 540° twist and minimum of 360° somersault rotation.

Lausanne, February 2017

Fédération Internationale de Gymnastique

Horst Kunze
Trampoline TC President



M. EXAMPLES OF CALCULATION AND ROUNDING

1. T-Score (time of flight score) – 18.2.1

18.2.1: The evaluation of execution, difficulty and synchronisation is done in 10ths of a point. The time of flight is evaluated in 1/1000 of seconds rounded down to 5/1000.

Example

Score for Time of flight 1: 16.233 >>> rounded down to: **16.230**
 Score for Time of flight 2: 17.196 >>> rounded down to: **17.195**
 Score for Time of flight 3: 17.455 >>> rounded down to: **17.455**
 Score for Time of flight 4: 17.194 >>> rounded down to: **17.190**

2. Missing E-Score – 18.2.4

18.2.4: "If any of the Execution Judges fails to display their marks when signalled by the Chair of Judges Panel, the average of the other marks will be taken for the missing mark(s)."

Example Trampoline

E1	E2	E3	E4	E5	E6
9.1	9.1	9.2	---	9.2	9.3

In this case the average of the 4 shown marks $(9.1+9.1+9.2+9.2+9.3)/5 = 9.18$ and 9.18 replaces the missing mark:

E1	E2	E3	E4	E5	E6
9.1	9.1	9.2	9.18	9.2	9.3

The E-score for this routine is **18.380**

E1	E2	E3	E4	E5	E6	E-score
9.1	9.1	9.2	9.18	9.2	9.3	= 18.380

Example Synchronised Trampoline

E1	E2	E3	E4	E5	E6
9.1	8.4	9.2	---	9.2	8.3

In this case the average of the 2 shown marks from the same gymnast (Trampoline 2 = E2, E4 and E6) $(8.4+8.3)/2 = 8.35$ and 8.35 replaces the missing mark:

E1	E2	E3	E4	E5	E6
9.1	8.4	9.2	8.35	9.2	8.3

The E-score for this routine is **8.775**

E1	E2	E3	E4	E5	E6	E-score
9.1	8.4	9.2	8.35	9.2	8.3	= $(9.2+8.35)/2 = 8.775$

Example Tumbling & DMT

E1	E2	E3	E4	E5
9.1	9.1	9.2	---	9.2

In this case the average of the 4 shown marks $(9.1+9.1+9.2+9.2)/4 = 9.15$ and 9.15 replaces the missing mark:

E1	E2	E3	E4	E5
9.1	9.1	9.2	9.15	9.2



FIG Code of Points 2017-2020 - Trampoline Gymnastics Part III - Appendices



The E-score for this routine is **27.450**

E1	E2	E3	E4	E5		E-score
9.1	9.1	9.2	9.15	9.2	=	27.450

3. Rounding – 18.2.10

18.2.10: “All scores will be rounded to three (3) decimal places. Such rounding will only be made in respect of the gymnast's total score for a routine.”

Example Tumbling and DMT

E-score	27.6666	(E1: 9.2333* E2: 9.2333* E3: 9.0 E4: 9.5 E5: 9.2)
Difficulty	10.0000	
Penalty	<u>- 0.4000</u>	
Total score	37.2666	
Rounded down to:	37.266	

* missing marks (as per example 1 above)



N. BREAKDOWN OF ELECTRONIC SYSTEM

In case of a failure of the operating judge or TMD. The judges must have an extra tool to back up the TMD, preferable a video with 50 frames per second which can instantly be replayed in a computer. The organizer of a competition and the judge for timing, the CJP and the Superior Jury have to make sure that this tool is available and set up to the right angle for clear vision.

1. Individual Trampoline and use of back-up video – 18.2.7.1.1

Use the specialized software for ToF measurement by video recording offered by the producer(s) of the TMD

or

1. Measure the **total time of the routine** including the landing time spent in the trampoline bed by video recording using e.g.
 - the standard software with time measurement functionality
 - the time measurement built in the video camera
2. Measure the **total landing time** spent in the trampoline bed counting the total number of video recording frames spent in the trampoline bed transformed into the 1/100 seconds :

Number of Frames	Time interval (25 frames/sec)	Time interval (50 frames/sec)
1	0,04	0,02
2	0,08	0,04
3	0,12	0,06
4	0,16	0,08
5	0,20	0,10
Etc.	Etc.	Etc.

3. **Deduct** the total landing time spent in the trampoline bed from the total time of the routine to get the Time of Flight.

2. Synchronised Trampoline and use of back-up video – 18.2.8.1.1

Conversion time to video frames (of deinterlaced 25/sec)

Deductions	Time difference	Diff. in Frames		Deductions	Time difference	Diff. in Frames
0,05	0,02	0,5		0,55	0,22	5,5
0,10	0,04	1		0,60	0,24	6
0,15	0,06	1,5		0,65	0,26	6,5
0,20	0,08	2		0,70	0,28	7
0,25	0,10	2,5		0,75	0,30	7,5
0,30	0,12	3		0,80	0,32	8
0,35	0,14	3,5		0,85	0,34	8,5
0,40	0,16	4		0,90	0,36	9
0,45	0,18	4,5		0,95	0,38	9,5
0,50	0,20	5		1,00	0,40 to 0,48	10 to 12



FIG Code of Points 2017-2020 - Trampoline Gymnastics Part III - Appendices



1. On the official video count frames of differences in landing per element:

Frames per second (frequency)	25	30	50	60
Max. frames counted per element	5	6	10	12

(Note: the maximum deduction per landing is 1.0 pts)

2. Divide total number of frames by frequency to get total time.
3. Multiply the total time by 2,5 or divide by 0,4 to get total deduction per routine.

Example: (Video 25 frames/sec)

- a) Total 17 frames
- b) $17 / 25 = 0,68$ sec
- c) $0,68 \times 2,5 = 1,7$ pts deduction
- d) $10 - 1,7 = 8,3$ mark for synchronisation



O. CLARIFICATION FOR TUMBLING

Good form for a round off

- Arms must be straight at the end of the contact phase
- The whole body must go through the vertical, on the axis of the tumbling track
- Legs must join together at 90°
- Legs must be straight until 90°

Specific deductions:

- Body not through vertical position 0.1

Good form for a Flic - Flac

- Arms must be straight in flying phases, at the end of contact phase and not too apart
- Legs must be straight after take-off and kept together until 90°
- Body should be arched according to the element
- Legs can be flexed during contact phase
- Good rhythm, height and axis

Good form for a Tempo

- Arms must be straight
- Legs must be straight and kept together until 90°
- Body should be arched according to the element
- Pike phase should start after 180°
- Legs can be slightly flexed during contact phase
- Good rhythm, height and axis

Specific deductions:

- Pike started before 180° 0.1
- Legs too flexed at the contact phase 0.1
- Height at shoulder level 0.1
- Height above shoulder level 0.2

Good form for a Front somersault

- Trajectory must be according to the exercise
- Arms must be straight as much as possible
- Legs must be straight (except for tuck position) and kept together (until 180° if stepping out)
- Body should be pike or tucked according to the element
- Landing must be strong
- Good rhythm, height and axis

Good form for a Barani

- Trajectory must be according to the exercise
- Twisting must not be initiated too early
- Arms must be straight



FIG Code of Points 2017-2020 - Trampoline Gymnastics



Part III - Appendices

- Legs must be straight and kept together until 90°
- Position must be easily recognized, straight, pike or tuck
- Good rhythm, height and axis

Specific deductions:

- Twisting too soon 0.1

Good form for a Back twist linked

- Trajectory must be according to the exercise
- Arms must be straight at the end of the element
- Legs must be straight and kept together until 90°
- Twisting must not be initiated too early
- Pike phase should start after 180°
- Landing must be strong and twist finished
- Good rhythm, height and axis

Specific deductions:

- Pike started before 180° 0.1
- Twisting too soon 0.1
- Twisting finished in the floor 0.1

Good form for a Back Single Somersault

- Trajectory must be according the exercise (last element or 7th before punch)
- Height well over the shoulder height
- Arms must be straight as much as possible
- Legs must be straight (except in tuck) and kept together until 90°
- Body should be pike, tuck or straight according to the element
- Opening should be easily recognizable for all single somersaults (-o, -< and -/)

Specific deductions:

- No recognizable opening before landing 0.1 – 0.3
- Height at shoulder level 0.1
- Height below shoulder level 0.2

Good form for a Back Single Somersault with twist

- Trajectory must be according the exercise (last element or 7th before punch)
- Height well over the shoulder height
- Arms must be straight
- Legs must be straight and kept together until 90°
- Twist must not start too soon and finish before landing
- Body must keep straight
- End of twist and arm deductions applies for full and double full only (Reference to Drawings)

Specific deductions:

- Pike at the end 0.1 – 0.2
- Twisting starting too soon 0.1
- Twisting finishing too late 0.1



FIG Code of Points 2017-2020 - Trampoline Gymnastics Part III - Appendices



Good form for a Punch Front

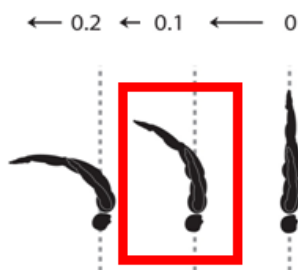
- Trajectory must be according the exercise
- Height well over the shoulder height
- Arms must be straight as much as possible
- Legs must be straight and kept together until 90°
- Body should be pike, tuck or straight according to the element
- Opening should be easily recognizable

Specific deductions:

- | | |
|---|-----------|
| ○ Not recognizable opening before landing | 0.1 – 0.2 |
| ○ Lack of height and trajectory | 0.1 – 0.2 |

Good form for a multiple Somersault with or without twist

- Trajectory must be according the exercise (linking element or ending the pass)
- Height well over the shoulder height
- Arms must be straight as much as possible
- Legs must be straight and kept together until 90°
- Body should be pike, tuck or straight according to the element
- Opening should be easily recognizable in tuck and pike double somersault without twist
- Pike after 180° if linking element
- Twisting must not start too soon and must be finished before landing
- For -- / linked, the curve of the body is normal, you should not deduct until the gymnast goes over the 0.1 deduction drawing (Reference to Drawings)



Specific deductions:




- | | |
|-------------------------------------|-----------|
| ○ Twisting start too soon | 0.1 |
| ○ Twisting finishing too late | 0.1 |
| ○ Opening in -- o and --< | 0.1 – 0.3 |
| ○ Opening for all other somersaults | 0.1 – 0.2 |



FIG Code of Points 2017-2020 - Trampoline Gymnastics Part III - Appendices




AS WE ARE NOT EXPECTING TUMBLERS TO OPEN THE ELEMENTS WITH MULTIPLE TWISTING SOMERSAULT OR TRIPLE LIKE IN TRAMPOLINE, WE MUST LOOK AT THE PREPARATION FOR LANDING, ...

- ... if the upper body is clearly under 90° 0.2 
- ... if the upper body is close to 90° 0.1 
- ...if the upper body becomes clearly over 90° 0.0 

Lausanne, February 2017

Fédération Internationale de Gymnastique



Horst Kunze, Trampoline TC President



P. Superior Jury, Reference Judges, Use of IRCOS

APPENDIX to the CODES of POINTS (COP)

(MAG / WAG / RG / TRA / AER / ACRO)

Documents included:

- A) Rules for the Duties of the Superior Jury and Supervisors at FIG Competitions as well as for the Jury of Appeal and Competitions' Supervisory Board
- B) Rules for Reference Judges
- C) Rules for the use of IRCOS (*Instant Replay and Control System*)

All these rules have been updated and decided by the Executive Committee (EC) and the Presidential Commission in October/November 2012.
They must be added as an appendix to the COP. In case of contradictions between these rules and the Code of Points (COP) these rules shall prevail.



FIG Code of Points 2017-2020 - Trampoline Gymnastics

Part III - Appendices



Introduction

In an effort to harmonize and simplify many aspects of the FIG disciplines, the FIG Executive Committee (EC) has taken the decision to remove a number of procedures from the Code of Points (COP) and has decided these rules to be under the authority of the EC. Concentrating these rules into one document allows the EC to be more flexible and react quicker if needed. Since these rules apply to all the disciplines then a more common understanding and better harmonization can be achieved. The following rules are applicable for the 2013-16 cycle, and will be changed only by a decision of the EC. These rules must be added as an appendix to the COP. In case of contradictions between these rules and the COP these rules shall prevail.

Abbreviations and definitions

The following abbreviations and definitions will be used in this document:

FIG	Fédération International de Gymnastique
EC	Executive Committee
TC	Technical Committee
LOC	Local Organizing Committee
TR	Technical Regulations
RJS	Reference Judges' System
R-Judge	Reference Judge
RE	Reference Judge for Execution
RA	Reference Judge for Artistry
RD	Reference Judge for Difficulty
R-Score	The Reference Score, calculated by taking the average of the two R-Judges' scores
E-Jury Score	The score for Execution of an exercise/routine after the highest and lowest E-Judges' scores have been deleted (in ART and RG = the <u>average</u> of the remaining scores; in TRA = the <u>sum</u> of the remaining scores)
E-Score	The final score for Execution of an exercise/routine (whether the R-score has been included or not)
A-Jury Score	The score for Artistic of an exercise after the highest and lowest A-Judges' scores have been deleted
A-Score	The final score for Artistic of an exercise (whether the R-score has been included or not)
Delta	The difference between the E-Jury Score and the RE-Score or the A-Jury Score and the RA-Score
Gap	The difference between the two R-Judges' Scores
JEP	Judges' Evaluation Program
CJP	Chair of Judges' Panel
CIS	Commentator Information System
IRCOS	Instant Control and Replay System



A) RULES FOR THE DUTIES OF THE SUPERIOR JURY AND SUPERVISORY AT FIG COMPETITIONS AS WELL AS FOR THE JURY OF APPEAL AND COMPETITION'S SUPERVISORY BOARD

1. Jury of Appeal and Competitions' Supervisory Board

The Jury of Appeal and Competitions' Supervisory Board was introduced by the EC of the FIG. It has a political and controlling function and it supervises the whole FIG competitions. The members make sure that the competitions run within all current rules, Technical Regulations (TR) and the Statutes of the FIG. They do not interfere directly, but draw the responsible person's attention to the problem, requesting him or her to deal with it (TC, LOC, FIG Staff).

The Jury of Appeal and Competitions' Supervisory Board consists of two members of the EC appointed by the Presidential Commission (one of them acting as President), and a third competent person who was involved neither in the decision of the Competition Jury, nor in the decision of the Superior Jury. The Technical President concerned or any other appropriate person may be called as consultant. The details of the tasks and competences have been decided by the EC as follows:

The Jury of Appeal and Competitions' Supervisory Board supervises the total competition operation and all its preceding phases. In particular, it:

- oversees the drawing of lots for the judges and the correct application of the drawing of lots of the gymnasts
- oversees the rotation and starting orders of the teams
- ensures the collaboration between the Competitions Director and the Venue Manager, collaborates with Longines (SwissTiming) and all the other operational facilities to ensure that the competition flows well
- ensures the competition protocols for the various ceremonies, press conferences and orientation meetings are organized
- oversees the composition of the juries and the conduct of the judges
- may request a video analysis, not for the modification of the scores, but rather to verify the conduct of the judges immediately after the competition. Should serious discrepancies occur, it might suggest that the EC reviews the matter

2. Composition of the Superior Jury

At official FIG Competitions and the Olympic Games, the Technical Committees (TC) will constitute the Superior Jury and act as Supervisors for the Olympic disciplines and assigned responsibilities for Aerobic and Acrobatic Gymnastics.

2.1. Role and duties of the TC President *

The TC President or their representative will serve as President of the Superior Jury. In carrying out their responsibilities and those of the Superior Jury they are expected:

- To direct the competition as outlined in the TR.
- To call and chair all judges' meetings and instruction sessions.
- To apply the Judges' Regulations relevant to that competition.
- To apply the Rules for Reference Judges at the competitions where applicable.



FIG Code of Points 2017-2020 - Trampoline Gymnastics



Part III - Appendices

- To apply the Rules for the use of IRCOS at the competitions where applicable.
- To deal with requests for evaluation of new elements.
- To make sure that the time schedule published in the Workplan is respected.
- To deal with inquiries as outlined herein.
- In cooperation with the members of the Superior Jury, to issue warnings or to replace any person acting in any judging capacity who is considered to be unsatisfactory or to have broken his/her oath.
- To conduct a global video analysis (post competition) with the TC to determine errors in judgment and to submit the results of the judges' evaluation for possible sanction to the FIG Disciplinary Commission.
- To supervise the measurement of the apparatus specifications according to the FIG Apparatus Norms.
- In unusual or special circumstances to nominate a judge to the competition
- To control the work of the Supervisors and intervene if deemed necessary. Except in case of an inquiry, time or line errors, generally no change of score is allowed after the score has been flashed on the score board.
- To submit a report to the EC, which must be sent to the FIG Secretary General as soon as possible, but no later than 30 days after the event, which contains the following:
 - General remarks about the competition including special occurrences and conclusions for the future
 - Detailed list of all interventions (score changes before and after publication)
 - Technical analyses of the D-Judges' scores
 - Detailed analyses of the judges' performance including proposals for rewarding the best judges and sanctions against the judges who failed to meet expectations.

* See below for specificities for all disciplines

2.2 Role and duties of the TC Members *

During each phase of the competition, the members of the TC or those individuals designated will serve as members of the Superior Jury and Supervisors. Their responsibilities include:

- To participate in the direction of the judges' meetings and instruction sessions and guide the judges to perform the correct work on their respective apparatus
- To apply the "Judges' Regulations" control with fairness, consistency and completely in accordance with the currently valid regulations and criteria
- To apply the Rules for Reference Judges at the competitions where applicable
- To apply the Rules for the use of IRCOS at the competitions where applicable
- To oversee the total evaluation and the final score for each exercise
- To assure that the gymnast is given the correct score for his/her performance or intervene as ruled herein
- To check the apparatus used at training, warm-up and competition with the FIG Apparatus Norms



FIG Code of Points 2017-2020 - Trampoline Gymnastics



Part III - Appendices

- To conduct the Post Competition Video Review and analyze the Execution (E) and Difficulty (D) scores of the judges including the Reference Judges (R-Judges), where applicable. These Control Scores shall be basis of the Review where the Judges' Evaluation Program (JEP) system is used.

*See below for specificities for all disciplines

2.3. Procedures for all interventions (except inquiries)

Intervention of the Supervisors can only be made through the President of the Superior Jury. In case of an intervention, the President of the Superior Jury must contact the judges concerned and inform them of the score given by the Supervisor. The judges have the choice to change their score. In case judges decide not to change the score, the President of the Superior Jury may overrule them.

The President of the Superior Jury shall keep a record of all interventions and all changes of scores. This must be included in the report of the event.

2.3.1. D-Score

Intervention of the Supervisors for the D-Score shall take place:

- In case of an inquiry by the coach for their own gymnast.
- In case of deviation between the Supervisor's score and the judges' D-Score as outlined in the specifications for each discipline.

2.3.2. E-Score and A-Score – Impossible Scores

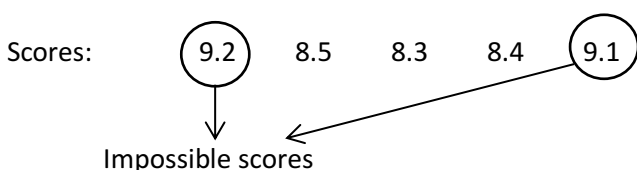
Intervention of the Supervisors for the E-, or A-Score shall take place only in case of impossible score.

An impossible score is defined as follows:

a) - When penalties/compulsory deductions* are higher than the individual judge's score:

Maximum score: 10.00 pts

Penalty/Compulsory deductions (e.g. fall ART): 1.0 pts



* e.g. of Penalty/Compulsory deductions: (these are only a few examples, the list is not meant to be complete.)

- ART – Fall 1.0 pts;
- RG – Loss of apparatus 0.3/0.7 pts, Finishing without the music and the apparatus 1.0 pts;
- TRA – Touch other than the bed during a routine 0.5 pts, Verbal or other signs from coach 0.3 pts each;
- ACRO – Fall 1.0 pts, Missing time in balance elements 0.3 each second;
- AER – Fall 0.5 pts, etc.



FIG Code of Points 2017-2020 - Trampoline Gymnastics Part III - Appendices



b) - When obviously a judge entered the deductions and not the score or vice-versa:

Scores: 1.9 8.2 8.0 8.1 7.9

↓

Impossible score (should be 8.1)

2.3.3 E-Score and A-Score – Possible Scores

When the scores have a big difference:

Judges' scores: 7.9 8.1 8.8 7.8 8.0

↓

Score must be accepted without interference

2.3.4 D-Score/E-Score or Final Score (according to the disciplines)

a) - When a penalty is missed or not applied correctly by the person in charge:

e.g.:

- Line penalties
- Time penalties
- Attire penalties
- Disciplinary (behaviour) deductions

All scores not included in the principles above, will be considered as possible scores, even if the differences between the judges' scores are too big as shown below:

2.3.5 Automatic correction of deviations

- a) **ART / RG / TRA / AER / ACRO** (R-Judges)
See "Rules for Reference Judges"

2.3.6 Prevention of publication of impossible scores on the scoreboards and TV

In order to be able to intervene before the final score is released to the public, the respective Supervisor and the President of Superior Jury is given the possibility to stop the publication of the final score and to block the result system in order to intervene. For this purpose the result system shall provide a clearly marked **stop** device or key which must be activated by either the Supervisor or the President of the Superior Jury within 10 (ten) seconds after the last score appeared. Should the publication of the score not have been stopped within 10 seconds, the score is released automatically. The result system shall block automatically in case of non-allowed deviations between the D-Scores of the judges' panel and the D-Score of the Supervisor as described in the clarifications specific for each discipline here below as well as in the case of a deviation of more than 2.00 pts between any score given within a specific panel.



FIG Code of Points 2017-2020 - Trampoline Gymnastics Part III - Appendices



2.4. Procedures for inquiries

- 2.4.1 The inquiry is received by the person and place defined in the respective discipline.
- 2.4.2 This person immediately informs the Event Coordinator and the President of the Superior Jury.
- 2.4.3 The Event Coordinator immediately informs Longines (SwissTiming) and the speaker.
- 2.4.4 The President of Superior Jury decides when the inquiry shall be dealt with (either at the end of the Rotation or Group for Qualifications or before the score of the following gymnast is shown for all Finals) and informs the Event Coordinator. The Event Coordinator informs Longines (SwissTiming) and the speaker.
- 2.4.5 The inquiry shall activate a video review of the exercise by an independent and neutral panel composed of the President of the Superior Jury and 2 Members of the Superior Jury who were not involved in the generation /creation/review of the original score. The panel will also take into consideration the score given by the respective Supervisor. The decision of the panel is final and cannot be appealed. If the score of the panel is equal to the D-Score, the appeal shall be rejected; if the score of the panel is different than the D-Score, the original D-Score shall be replaced with the score of the panel. The President of the Superior Jury shall inform the Event Coordinator. The Event Coordinator informs Longines (SwissTiming) and the speaker.
- 2.4.6 In the case the score is changed, the President of the Superior Jury informs the Supervisor and the D-Judges concerned.
- 2.4.7 The President of the Superior Jury shall keep a record of all inquiries and decisions taken.
- 2.4.8 The modified score must be given immediately to Longines (SwissTiming), the Event Coordinator and the speaker.

3. Clarifications specific for Artistic Gymnastics (MAG and WAG)

The TC Presidents are also responsible for the following:

- To deal with requests for raising the Horizontal Bar, Rings, or Uneven Bars, leaving the competition area, and other issues that may arise.

The TC Members also have the following responsibilities:

- The Supervisors (one Supervisor per apparatus for CI, CIV and CII and two per apparatus for CIII) shall first of all judge and supervise the D-Score. The Supervisors' D-Score must be registered in the result system (e.g. Longines / SwissTiming). The Supervisors shall first type in their score, before the result system allows them to see the final and individual judges' scores.
- To record the entire exercise content in symbol notation.
- To calculate the D-Score (Control Scores) for the purpose of evaluation of the D-Panels.
- Intervention of the Supervisors for the D-Score shall take place in case of more than 0.5 deviation between the Supervisor's Score and the D-Score.

The interventions' procedures also include:



FIG Code of Points 2017-2020 - Trampoline Gymnastics



Part III - Appendices

The intervention of the Supervisor through the President of the Superior Jury for either the D-and/or possibly the E-Scores shall activate a video review of the exercise by an independent and neutral panel. (i.e. composed of persons who were not involved in the generation/creation/review of the original score) The panel is set up of the President of the Superior Jury and 2 independent Supervisors not involved in the D-, or E-Score or its supervision.

4. Clarifications specific for Rhythmic Gymnastics

The 6 RG TC members have a function as Supervisors as follows:

- If two judges' panels are working simultaneously:
 - 2 TC members give a Control Score for Difficulty for one panel
 - 2 TC members give a Control Score for Difficulty for the other panel
 - 2 TC members give a Control Score for Execution for both apparatus or the TC may draw one Cat. I or II judge as Supervisor among the present judges in the competition.
- If the competition does not run alternatively (e.g. Ind. Apparatus Finals):
 - 2 TC members give a Control Score for Difficulty
 - 2 TC members give a Control Score for Execution
- The D- and E-Scores are registered in the Longines (SwissTiming) System. The members of the Superior Jury (not President) shall first type in their score, before the result system allows them to see the final and individual judges' score.

Intervention of the Supervisor for the D-Score shall take place only in case of an inquiry.

Position of Superior Jury (Head Table)

Execution Supervisor (panel 1 and 2)	Difficulty Supervisor (panel 1)	Difficulty Supervisor (panel 1)	President of the Superior Jury	Difficulty Supervisor (panel 2)	Difficulty Supervisor (panel 2)	Execution Supervisor (panel 1 and 2)
--------------------------------------	---------------------------------	---------------------------------	--------------------------------	---------------------------------	---------------------------------	--------------------------------------

5. Clarifications specific for Trampoline Gymnastics

The duties of the 6 TC members as Supervisors are as follows:

- If 2 judges' panels are working simultaneously:
 - (IND/TUM/DMT) For each panel 2 TC members is responsible for the Control Score in Execution and 1 for the Control Score in Difficulty.
 - (SYN) For each panel 2 TC members are responsible for the Control Score in Execution/per trampoline and 1 TC member shall give a Control Score in Difficulty.
- If the competition is not run "alternatively":
 - (IND/TUM/DMT) 3 TC members are responsible for the Control Score in Execution and 1 TC member for the Control Score in Difficulty
 - (SYN) 2 TC member is responsible for the Control Score in Execution/per Trampoline and 1 TC members for the Control Score in Difficulty.



FIG Code of Points 2017-2020 - Trampoline Gymnastics Part III - Appendices



5.1 D-Score

The respective Supervisors must intervene through the President of the Superior Jury when their D-Score is different than the score of the D-Judges. Difficulty in TRA must be exact. No deviations between the scores are allowed.

5.2 E-Score

There are no Reference Judges in all TRA disciplines.

5.3 Role of the Chair of Judges' Panel

The role of the Chair of Judges' Panel (CJP) is defined in the COP.

5.4 Position of the Superior Jury (Head Table)

Execution Supervisor (panel 1)	Execution Supervisor (panel 1)	Difficulty Supervisor (panel 1)	President of the Superior Jury	Difficulty Supervisor (panel 2)	Execution Supervisor (panel 2)	Execution Supervisor (panel 2)
--------------------------------	--------------------------------	---------------------------------	--------------------------------	---------------------------------	--------------------------------	--------------------------------

6. Clarifications specific for Aerobic Gymnastics

The duties of the 6 TC members are as follows:

- 2 TC members act as Supervisors and are responsible for the Control Score in Difficulty
- 2 TC members act as Supervisors and are responsible for the Control Score in Artistic
- 2 TC members act as Supervisors and are responsible for the Control Score in Execution

6.1 D-Score

D-Scores are given by the two D-Judges and the CJP who agree on one score. This score is final and there shall be no intervention of the Superior Jury except in case of an inquiry.

6.2 A-Score and E-Score

Rules for Reference Judges will apply.

6.3 Position of Superior Jury (Head Table)

Execution Supervisor	Artistic Supervisor	President of the Superior Jury	Difficulty Supervisor	Difficulty Supervisor	Execution Supervisor	Artistic Supervisor
----------------------	---------------------	--------------------------------	-----------------------	-----------------------	----------------------	---------------------

7. Clarifications specific for Acrobatic Gymnastics

The duties of the 6 TC members are as follows:

- 2 TC members act as Supervisors and are responsible for the Control Score in Execution
- 2 TC members act as Supervisors and are responsible for the Control Score in Artistry
- 2 TC members act as Supervisors and are responsible for the Control Score in Difficulty



FIG Code of Points 2017-2020 - Trampoline Gymnastics Part III - Appendices



7.1 D-Score

The D-Supervisors must intervene through the President of the Superior Jury when the score of the D-Judges and the score of the D-Supervisors is different. Difficulty in ACRO must be exact. No deviations between the scores are allowed.

The D-Supervisors must intervene through the President of the Superior Jury when a time fault is not deducted correctly by the D-Judges. If the D-Judges and the D-Supervisor do not agree, the President of the Superior Jury will take the final decision.

7.2 A-Score and E-Score

Rules for Reference Judges will apply.

7.3 Position of the Superior Jury (Head Table)

Execution Supervisor	Artistic Supervisor	President of the Superior Jury	Difficulty Supervisor	Difficulty Supervisor	Execution Supervisor	Artistic Supervisor
----------------------	---------------------	--------------------------------	-----------------------	-----------------------	----------------------	---------------------

November 2012

FEDERATION INTERNATIONALE DE GYMNASTIQUE

Prof. Bruno GRANDI,
President

André F. GUEISBUHLER,
Secretary General



FIG Code of Points 2017-2020 - Trampoline Gymnastics
Part III - Appendices
B) RULES FOR REFERENCE JUDGES



Introduction

The Reference Judges' System (RJS) has been introduced to establish an automatic and time-saving correction system in case of problems with E- and A-Scores. The FIG's decision to introduce R-Judges comes in an effort to uphold greater sport justice in competition. By creating a control body completely independent of the traditional judges' panel, the FIG intends to correct any unintentional or intentional severe mistakes.

1. Principles

- In Artistic Gymnastics the R-Judges will be used for Execution. The R-Judges (2 per jury) will judge all apparatus in all parts of the respective competitions (C-I, C-II, C-III and C-IV; where applicable).
- In Rhythmic Gymnastics the R-Judges will be used for Execution and Difficulty. The R-Judges (2 per Jury) will judge all apparatus in all parts of the respective competitions (C-I, C-II and C-III where applicable) for individuals and for groups.
- In Trampoline Gymnastics (all disciplines) there are no R-Judges.
- In Aerobic Gymnastics the R-Judges will be used for Execution and Artistic. The R-Judges (2 in each E-Jury and 2 in each A-Jury) will judge all exercises in all parts of the respective competitions for individuals, pairs, trios, groups, AERO step and AERO dance.
- In Acrobatic Gymnastics the R-Judges will be used for Execution and Artistic. The R-Judges (2 in each E-Jury and 2 in each A-Jury) will judge all exercises in all parts of the respective competitions for pairs and groups.

2. Detailed calculation system and examples

In the RJS, a comparison between the E-Jury Score and the RE-Score is made. In case the delta between these two scores **exceeds** the pre-defined allowed tolerances (see tables below), the average of the RE- and E-Jury Scores forms the "final" E-Score and replaces the E-Jury Score

2.1. Artistic Gymnastics

The RE-Score (the first column) decides the maximum allowed delta (the second column) between the RE-Score and the E-Jury Score:

RE-Score	Allowed delta between RE-Score and E-Jury Score
9.600 – 10.00	0.05 pts
9.400 – 9.599	0.10 pts
9.000 – 9.399	0.15 pts
8.500 – 8.999	0.20 pts
8.000 – 8.499	0.30 pts
7.500 – 7.999	0.40 pts
0.000 – 7.499	0.50 pts

In case the delta is equal to or less than the allowed tolerance, the score of the E-Jury stands; in case the delta is greater than the allowed tolerance the average of the RE- and E-Jury Scores form the "final" E-Score.



FIG Code of Points 2017-2020 - Trampoline Gymnastics



Part III - Appendices

Calculation of the "Final" E-Score (in case of too large *delta*):

E1	E2	E3	E4	E5	E Jury Score
8.9	9.0	9.0	8.9	9.2	8.967

RE1	RE2	RE Score
9.1	9.2	9.150

Delta: **0.183 pts**

E-Jury Score		RE-Score				Final E-Score
8.967	+	9.150	=	18.117 / 2	=	9.058

Exceptions:

In case the gap between the scores of the 2 RE-Judges is bigger than pre-defined tolerances (see table below), the RE-Score is not taken into account at all (i.e. the calculation of the E-Score is made the "traditional" way and the E-Jury Score stands).

The E-Jury Score (the first column) decides the maximum allowed gap (the second column) between the two RE-Judges:

E-Jury Score	Allowed gap between RE1 and RE2
9.600 - 10.000	0.0 pts
9.400 - 9.599	0.1 pts
9.000 - 9.399	0.2 pts
8.500 - 8.999	0.3 pts
8.000 - 8.499	0.4 pts
7.500 - 7.999	0.5 pts
< 7.500	0.6 pts

2.2. Rhythmic Gymnastics

2.2.1. E-Scores

The RE-Score (the first column) decides the maximum allowed delta (the second column) between the respective RE-Score and the E-Jury Scores:

RE-Score	Allowed delta between RE-Scores and E-Jury Scores
9.300 - 10.000	0.10 pts
8.700 - 9.299	0.20 pts
8.100 - 8.699	0.30 pts
7.500 - 8.099	0.40 pts
0.000 - 7.499	0.50 pts

In case the delta is equal to or less than the allowed tolerance, the score of the E-Jury stands; in case the delta is greater than the allowed tolerance the average of the RE- and E-Jury Scores forms the "final" E-Score.



FIG Code of Points 2017-2020 - Trampoline Gymnastics Part III - Appendices



Calculation of the “Final” E-Score (in case of too large *delta*):

E1	E2	E3	E4	E5	E Jury Score
8.6	8.7	8.8	8.9	8.8	8.767

RE1	RE2	RE Score
8.9	9.1	9.000

Delta: **0.233 pts**

E-Jury Score		RE-Score				Final E-Score
8.767	+	9.000	=	17.767 / 2	=	8.884

Exceptions:

In case the gap between the scores of the 2 RE-Judges is bigger than pre-defined tolerances (see table below), the RE-Score is not taken into account at all (i.e. the calculation of the E- Scores are made the “traditional” way and the E-Jury Score stands).

The E-Jury Score (the first column) decides the maximum allowed gap (the second column) between the two RE-Judges:

E-Jury Score	Allowed gap between RE1 and RE2
9.500 - 10.00	0.1 pts
9.000 - 9.499	0.2 pts
8.500 - 8.999	0.3 pts
8.000 - 8.499	0.4 pts
7.500 - 7.999	0.5 pts
<7.500	0.6 pts

2.2.2. D-Scores

There shall be two RD-Judges per panel.

The two RD-Judges shall be seated next to each other and agree on a common score.

The RD-Score (the first column) decides the maximum allowed delta (the second column) between the respective RD-Score and the D-Jury Score:

RD-Score	Allowed delta between RD-Score and D-Jury Score
0.000 – 10.000	0.30 pts

In case the delta is equal to or less than the allowed tolerance, the score of the D-Jury stands; in case the delta is greater than the allowed tolerance the average of the RD- and D-Jury Scores forms the “final” D-Score.



FIG Code of Points 2017-2020 - Trampoline Gymnastics Part III - Appendices



Calculation of the “Final” D-Score (in case of too large *delta*):

D1	D2	D3	D4	D Jury Score		RD Score
8.6	8.7	8.8	8.9	8.767		8.400

Delta: **0.367 pts**

D-Jury Score		RD-Score				Final D-Score
8.767	+	8.400	=	17.167 / 2	=	8.584

2.3. Aerobic Gymnastics

The RE/RA-Score (the first column) decides the maximum allowed delta (the second column) between the respective RE/RA-Score and the E/A-Jury Scores:

RE/RA-Score	Allowed delta between RE/RA-Scores and E-/A-Jury Scores
9.000 – 10.00	0.10 pts
8.000 – 8.999	0.20 pts
7.500 – 7.999	0.30 pts
0.000 – 7.499	0.40 pts

In case the delta is equal to or less than the allowed tolerance, the score of the E/A-Jury stands; in case the delta is greater than the allowed tolerance the average of the RE/RA- and E/A-Jury Scores forms the “final” E/A-Score.

Calculation of the “Final” E/A-Score (in case of too large *delta*):

E/A 1	E/A 2	E/A 3	E/A 4	E/A Jury Score		RE/RA 1	RE/RA 2	RE/RA Score
8.6	8.7	8.8	8.9	8.750		9.0	9.1	9.050

Delta: **0.300 pts**

E/A-Jury Score		RE/RA Score				Final E/A-Score
8.750	+	9.050	=	17.800 / 2	=	8.900



FIG Code of Points 2017-2020 - Trampoline Gymnastics Part III - Appendices



Exceptions:

In case the gap between the scores of the 2 RE/RA-Judges is bigger than pre-defined tolerances (see table below), the RE/RA-Score is not taken into account at all (i.e. the calculation of the E/A - Scores are made the “traditional” way and the E/A-Jury Score stands).

The E/A-Jury Score (the first column) decides the maximum allowed gap (the second column) between the two RE/RA-Judges:

E/A-Jury Score	Allowed gap between RE1/RE2 and RA1/RA2
9.000 – 10.00	0.10 pts
8.000 – 8.999	0.20 pts
7.500 – 7.999	0.30 pts
0.000 – 7.499	0.40 pts

2.4. Acrobatic Gymnastics

The RE/RA-Score (the first column) decides the maximum allowed delta (the second column) between the respective RE/RA-Score and the E/A Jury Scores:

RE/RA-Score	Allowed delta between RE/RA-Scores and E/A-Jury Scores
9.700 – 10.00	0.00 pts
9.400 – 9.699	0.00 pts
8.900 – 9.399	0.10 pts
8.000 – 8.899	0.20 pts
7.000 – 7.999	0.30 pts
< 6.999	0.40 pts

In case the delta is equal to or less than the allowed tolerance, the score of the E/A-Jury stands; in case the delta is greater than the allowed tolerance the average of the RE/RA- and E/A-Jury Scores forms the “final” E/A-Score.

Calculation of the “Final” E/A-Score (in case of too large *delta*):

E/A 1	E/A 2	E/A 3	E/A 4	E/A Jury Score
9.6	9.5	9.6	9.4	9.550

RE/RA 1	RE/RA 2	RE/RA Score
9.7	9.7	9.700

Delta: **0.150 pts**

E/A-Jury Score		RE/RA Score				Final E/A-Score
9.550	+	9.700	=	19.250 / 2	=	9.625



FIG Code of Points 2017-2020 - Trampoline Gymnastics Part III - Appendices



Exceptions:

In case the gap between the scores of the 2 RE/RA-Judges is bigger than pre-defined tolerances (see table below), the RE/RA-score is not taken into account at all (i.e. the calculation of the E/A-Scores are made the “traditional” way and the E/A-Jury Score stands).

The E/A-Jury Score (the first column) decides the maximum allowed gap (the second column) between the two RE/RA-Judges:

E/A - Jury Score	Allowed gap between RE1/RE2 and RA1/RA2
9.700 – 10.00	0.00 pts
9.400 – 9.699	0.10 pts
8.900 – 9.399	0.20 pts
8.000 – 8.899	0.30 pts
7.000 – 7.999	0.40 pts
< 6.999	0.50

3. Selection of Reference Judges

- a) All R-Judges for the respective FIG competitions are proposed by the respective TC, following the below selection criteria:
 - 1: High examination results, particularly in Execution (and Difficulty for RG and Artistic for AER/ACRO)
 - 2: Category
 - 3: May represent the same Federations as the D-Judges
- b) All R-Judges for the respective FIG competitions will be appointed by the FIG Presidential Commission, following the proposal from the respective TC President, at least 3 months prior to the event
- c) Only Category I and II judges without sanctions during the current and previous cycles may be appointed as R-Judges
- d) When the R-Judges are appointed, the following important criteria will be taken into account: experience, integrity and honesty.
- e) If a judge or federation rejects the nomination as an R-Judge, this judge may not be selected as D-Judge or nominated as E-, or A-Judge for the same competition.

4. Assignments for R-Judges

4.1 In **Artistic Gymnastics**, a draw will be made among the R-Judges to determine their judging positions in each phase of the competition.

Assignment & draw principles and procedures:



FIG Code of Points 2017-2020 - Trampoline Gymnastics



Part III - Appendices

- a) No panel may include 2 judges from the same Federation (with the exception of the Supervisor) R1 and R2-Judges must represent different Federations. (See TR Section 1 Reg. 7.8.2) Therefore the following points b) to e) must be respected.
- b) The R-Judges must represent different Federations than the E1-E5-Judges
- c) If an R-Judge, in the draw, is from the same Federation as a D1- or D2- Judge, he/she is placed at the next apparatus horizontally across in "Olympic order"
- d) If an E-Judge, in the draw, is from the same Federation as a D1-, D2-, R1-, or R2-Judge, he/she is placed at the next apparatus horizontally across in "Olympic order"
- e) C-III/Apparatus Finals: R-Judges must, if possible, be neutral; if an R-Judge, in the draw, is from the same Federation as a D1-, or D2-Judge or is not neutral, he/she is placed at the next apparatus horizontally across in "Olympic order"

4.2. In Rhythmic Gymnastics the R-Judges' positions will be appointed by the FIG Presidential Commission, following the proposal from the TC President.

Assignment & draw principles and procedures:

- a) No panel may include 2 judges from the same Federation. (See TR Section 1 Reg. 7.8.2) Therefore the following points b) and c) must be respected
- b) RE1-, and RE2-, as well as RD1-, and RD2-Judges must represent different Federations
- c) The RE-Judges must represent different Federations than the E1-E5-, and D1-D4-Judges . The RD-Judges must represent different Federations than the E1-E5-, and D1-D4-Judges. This must be strictly observed when drawing the E-and D-judges in each panel.

4.3 In Aerobic Gymnastics the R-Judges' positions will be appointed by the FIG Presidential Commission, following the proposal from the TC President.

Assignment & draw principles and procedures:

- a) No panel may include 2 judges from the same Federation (See TR Section 1 Reg. 7.8.2) Therefore the following points b) and c) must be respected
- b) RE1-, and RE2-, as well as RA1-, and RA2-Judges must represent different Federations
- c) The R-Judges must represent different Federations than the CJP, the D9-D10-Judges, the E1-E4-Judges and the A5-A8-Judges. This must be strictly observed when drawing the various judges into each panel.

4.4 In Acrobatic Gymnastics the R-Judges' positions will be appointed by the FIG Presidential Commission, following the proposal from the TC President.

Assignment & draw principles and procedures:

- a) No panel may include 2 judges from the same Federation (See TR Section 1 Reg. 7.8.2) Therefore the following points b) and c) must be respected



FIG Code of Points 2017-2020 - Trampoline Gymnastics

Part III - Appendices



- b) RE1-, and RE2-, as well as RA1-, and RA2-Judges must represent different Federations
- c) The R-Judges must represent different Federations than the CJP and the E1-E4-Judges. This must be strictly observed when drawing the various judges into each panel. However R-Judges may represent same Federations as D1- and D2-Judges.

5. Representation

Although all R-Judges are appointed (nominated) by the FIG Presidential Commission, the R-Judges are to be "labelled" according to their nationality, i.e. they will be presented as representing their National Federation (e.g. USA or RUS) on scoreboards, on printed judges' lists and results, in TV graphics, etc.

6. Publication & display of R-Scores

a) Scoreboards

- On scoreboards in the competition venue (matrix boards, video walls, plasma screens, etc) the individual R-Judges' scores and the R-Score will not be displayed.

b) Outputs (including PDF files)

- Printed results during the competition (after each phase of the competition) to be distributed to the delegations, media, etc: the individual R-Judges' scores and the R-Scores will not be included
- Printed results during the competition (after each phase of the competition) to be distributed to the respective TC, the FIG President, the FIG Secretary General and the Jury of Appeal and Competitions' Supervisory Board: the individual R-Judges' scores and the R-Score will be included
- Printed results at the end of the competition / championships ("complete statement of results, including the scores awarded by each judge") distributed to the member federations: the individual R-Judges' scores and the R-Scores will be included

(to indicate that an R-Score has been used to calculate the exercise score, an asterisk () shall be used)*

c) TV graphics

- On the TV graphics at competitions where R-Judges are used, the individual R-Judges' scores and the R-Score will not be displayed

d) Commentator Information System

- Only on the CIS of the respective Superior Jury, the FIG President, the FIG Secretary General and the Jury of Appeal and Competitions' Supervisory Board the individual R-Judges' scores the R-Scores will be shown

7. Placement of R-Judges

The placement of the R-Judges in the different disciplines and for the different apparatus or panels is as per the attached drawings agreed with Longines (SwissTiming) and approved by the respective TC Presidents.



FIG Code of Points 2017-2020 - Trampoline Gymnastics Part III - Appendices



8. Implementation of the RJS

Current Olympic Cycle (2013-2016):

- ART/RG/TRA/AER/ACRO: All competitions listed in paragraph A of Reg. 4.11.4.1 of the FIG TR (Section 1)

Note: "Other competitions may use R-Judges, but it is not compulsory."

9. Score calculation without the Reference Judges

In all competitions where Reference Judges are not appointed, the calculation of the valid score(s) is made as described in the specific Code of Points. Any intervention by the Superior Jury is possible only in case of impossible scores as described in this document.

10. Miscellaneous

- a) It is understood that after the competition the TC shall analyse the D-, E- and (where applicable) A-Scores of the judges, including the R-Judges scores.
- b) The R-Judges have exactly the same rights and responsibilities as the other judges, as outlined in the respective COP.

These rules have been updated and decided by the EC in October 2012. They must be added as an appendix to the COP. In case of contradictions between these rules and the COP these rules shall prevail.

FEDERATION INTERNATIONALE DE GYMNASTIQUE

Prof. Bruno GRANDI,
President

André F. GUEISBUHLER,
Secretary General



FIG Code of Points 2017-2020 - Trampoline Gymnastics
Part III - Appendices
C) RULES FOR THE USE OF IRCOS



Directives for the restricted use of IRCOS during the competition

In order to avoid abusive and excessive use and video judging and in order to guarantee the competition runs on schedule, the use of IRCOS must be strictly restricted and ruled as follows:

IRCOS may be used only in case of an inquiry

Exceptions:

- a) IRCOS shall be available at all times for the President of the Superior Jury, the Jury of Appeal and Competitions' Supervisory Board as well as the FIG President and Secretary General.
- b) IRCOS shall be available for the Supervisors after having given their scores.
- c) IRCOS shall be available for the D-Judges only in case of intervention of the Supervisor or the President of the Superior Jury.
- d) IRCOS shall be available for the D-Judges in MAG and WAG upon request in the case of "0-vault".

Reasoning:

The IRCOS was **NOT** introduced to replace the existing judging system by a video judging system.

IRCOS has the following purposes:

During the competition:

Support tool for: The President of the Superior Jury
 The Jury of Appeal and Competitions' Supervisory Board
 The Panel treating inquiries
 The Supervisors in case of impossible scores and D-scores where applicable
 The D-Judges in case of intervention of the Supervisor or the President of the Superior Jury

After the competition:

Tool for Control and analyses of the judging
 Education video for coaches, judges and the Academies
 Member federations' coaches and other interested persons
 These Directives for the use of IRCOS have been updated and decided by the EC in October 2012, they replace all previous editions and must be added as an appendix to the COP. In case of contradictions between these rules and the COP these rules shall prevail.

FEDERATION INTERNATIONALE DE GYMNASTIQUE

Prof. Bruno GRANDI,
President

André F. GUEISBUHLER,
Secretary General